



# ALUMEX

Passion for Aluminium

ALUMEX INDUSTRIES PVT. LTD

ALUMINIUM EXTRUSIONS

CATALOGUE

Updated Till 16<sup>th</sup> Nov 2024

## Bus Bar / Flat Bar



SI No.	Section No	Size(mm)		Weight
		A	B	Kg/m
1	1011	12.00	3.00	0.097
2	1012	15.00	3.00	0.122
3	1013	19.00	12.70	0.651
4	1014	19.05	3.18	0.163
5	1015	19.05	6.35	0.327
6	1005*	25.00	3.00	0.202
7	1077*	25.00	12.00	0.812
8	1074*	25.00	10.00	0.676
9	1081*	25.00	6.00	0.405
10	1016	25.40	6.35	0.405
11	1017	25.40	3.18	0.218
12	1018	25.40	6.35	0.435
13	1019	25.40	12.75	0.874
14	1082*	30.00	6.00	0.489

\*Denotes that dies are available with Alumex, For any Requirement of any other sections listed above please contact Sales & Marketing Dept.



15	1020	30.00	8.00	0.648
16	1021*	30.00	10.00	0.809
17	1006*	30.00	3.00	0.243
18	1070*	30.00	4.00	0.324
19	1078	30.00	12.00	0.974
20	1022	31.75	3.18	0.272
21	1023	31.75	6.35	0.544
22	1024	31.75	12.70	1.088
23	1025	31.75	25.40	2.177
24	1026	38.10	3.18	0.327
25	1027	38.10	6.35	0.653
26	1028	38.10	12.70	1.306
27	1029	38.10	25.40	2.613
28	1030	40.00	8.00	0.864
29	1002*/1007*	40.00	3.00	0.324
30	1075*	40.00	5.00	0.541
31	1083*	40.00	6.00	0.648
32	1031*	40.00	10.00	1.080
33	1032*	40.00	12.00	1.296
34	I-737	50.00	2.00	0.270
35	1034	50.00	5.00	0.675
36	1035*	50.00	6.00	0.810

---

\*Denotes that dies are available with Alumex, For any Requirement of any other sections listed above please contact Sales & Marketing Dept.



37	1036*	50.00	10.00	1.350
38	1037*	50.00	12.00	1.619
39	1038	50.00	15.00	2.025
40	1003*/1008*	50.00	3.00	0.405
41	1068*	50.00	2.00	0.270
42	1039	50.80	6.35	0.870
43	1040	50.80	12.70	1.742
44	1041	50.80	19.05	2.613
45	1042	50.80	25.40	3.483
46	1043*	60.00	6.00	0.972
47	1044*/1071*	60.00	10.00	1.625
48	1004*/1009*	60.00	3.00	0.487
49	1079*	60.00	12.00	1.949
50	1045	63.50	6.35	1.089
51	1046	63.50	12.70	2.177
52	1047	63.50	25.40	4.355
53	1048	75.00	8.00	1.620
54	1049*	75.00	10.00	2.025
55	1010*	75.00	3.00	0.607
56	1050	76.20	6.35	1.306
57	1051	76.20	12.70	2.613
58	1052	76.20	25.40	5.225

\*Denotes that dies are available with Alumex, For any Requirement of any other sections listed above please contact Sales & Marketing Dept.



59	1084*	80.00	6.00	1.298
60	1053	80.00	8.00	1.728
61	1054*	80.00	10.00	2.160
62	1080*	80.00	12.00	2.599
63	1001*	100.00	6.00	1.625
64	1056	100.00	8.00	2.160
65	1069	100.00	10.00	2.709
66	1058*	100.00	12.00	3.240
67	1059	100.00	15.00	4.050
68	1060	101.60	6.35	1.742
69	1061	101.60	12.70	3.484
70	1076*	120.00	10.00	3.240
71	1072	125.00	10.00	3.385
72	1063	127.00	6.35	2.177
73	1064	127.00	12.70	4.355
74	1065	150.00	8.00	3.240
75	1066*	150.00	10.00	4.050
76	1085*	150.00	12.00	4.875
77	1067	152.40	12.70	5.225
78	1073*	160.00	10.00	4.333
79	1086*	160.00	12.00	5.200

\*Denotes that dies are available with Alumex, For any Requirement of any other sections listed above please contact Sales & Marketing Dept.

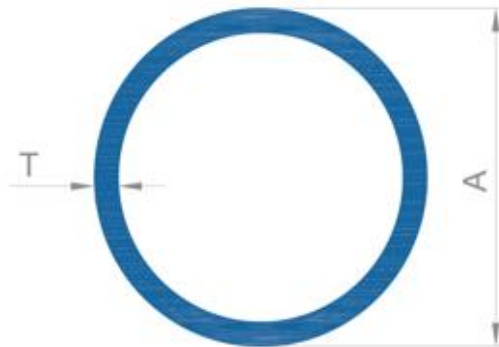
## Square Bar



Sl No.	Section No	Size(mm)		Weight
		A	B	Kg/m
1	1402	6.35	6.35	0.109
2	1403	8.00	8.00	0.173
3	1404	9.53	9.53	0.245
4	1405	10.00	10.00	0.270
5	1406	12.00	12.00	0.389
6	1407	19.05	19.05	0.980
7	1408	20.00	20.00	1.080
9	1401*	25.00	25.00	1.693
8	1409	25.40	25.40	1.688
10	1410	38.10	38.10	3.920
11	1411	40.00	40.00	4.320
12	1412	50.00	50.00	6.750

\*Denotes that dies are available with Alumex, For any Requirement of any other sections listed above please contact Sales & Marketing Dept.

## Round Tube



SI No.	Section No	Size(mm)		Weight
		A	T	Kg/m
1	2002	9.52	0.78	0.058
2	2003	9.52	1.00	0.073
3	2004	9.52	1.22	0.086
4	2005	12.70	0.86	0.086
5	2006	12.70	1.19	0.116
6	2007	12.70	1.40	0.134
7	2008	19.05	0.82	0.127
8	2009	19.05	1.12	0.171
9	2010	19.05	1.63	0.241
10	2011	25.4	0.87	0.181
11	2012	25.4	1.22	0.250
12	2013	25.4	1.60	0.323
13	2014	31.75	0.80	0.210

\*Denotes that dies are available with Alumex, For any Requirement of any other sections listed above please contact Sales & Marketing Dept.



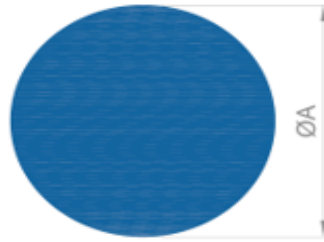
14	2015	31.75	1.00	0.261
15	2016	31.75	1.63	0.416
16	2017	38.1	1.30	0.405
17	2018	38.1	1.63	0.504
18	2019	38.1	2.00	0.612
19	2020	50	1.50	0.617
20	2021	50	2.00	0.814
21	2001*	50	2.00	0.814
22	2022	50.8	1.63	0.680
23	2023*	168.3	2.50	3.528

---

\*Denotes that dies are available with Alumex, For any Requirement of any other sections listed above please contact Sales & Marketing Dept.



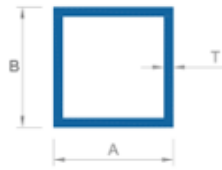
## Round Rod



Sl No.	Section No	Size(mm)	Weight
		A	Kg/m
1	1201	6	0.076
2	1202	6.35	0.086
3	1203	7.94	0.134
4	1204	8.00	0.136
5	1205	9.00	0.172
6	1206	9.52	0.192
7	1207	10	0.212
8	1208	11	0.257
9	1209	12	0.305
10	1210	12.7	0.342
11	1211	15.88	0.535
12	1212	19	0.765
13	1213	25	1.325
14	1214	25.4	1.368
15	1215	31.75	2.138

\*Denotes that dies are available with Alumex, For any Requirement of any other sections listed above please contact Sales & Marketing Dept.

## Square Tube



Sl No.	Section No	Size(mm)			Weight
		A	B	T	Kg/m
1	2814*	12.00	12.00	0.64	0.078
2	2802*	12.20	12.20	1.20	0.142
3	2819*	12.70	12.70	1.22	0.151
4	2820	12.70	12.70	1.63	0.195
5	2821	12.70	12.70	0.81	0.104
6	2822	19.05	19.05	1.13	0.219
7	2823	19.05	19.05	1.22	0.235
8	2824	19.05	19.05	1.57	0.296
9	2803*	20.00	20.00	1.50	0.299
10	2817*	20.00	20.00	0.80	0.166
11	2838*	25.00	25.00	1.20	0.309
12	2825	25.00	25.00	1.50	0.381
13	2804*	25.00	25.00	1.80	0.451
14	2815*	25.00	25.00	0.80	0.209
15	2826	25.40	25.40	0.82	0.219
16	2827	25.40	25.40	1.25	0.326

\*Denotes that dies are available with Alumex, For any Requirement of any other sections listed above please contact Sales & Marketing Dept.



17	2828	25.40	25.40	1.57	0.404
18	2829	31.75	31.75	1.25	0.412
19	2830	31.75	31.75	1.63	0.530
20	2805*	32.00	32.00	1.70	0.556
21	2813*	38.00	38.00	2.00	0.780
22	2831	38.10	38.10	1.25	0.497
23	2832	38.10	38.10	1.63	0.642
24	2818*	38.50	38.50	0.80	0.326
25	2816*	50.00	50.00	0.80	0.426
26	2806*	40.00	40.00	2.00	0.820
27	2833	50.00	50.00	1.18	0.621
28	2834	50.00	50.00	1.50	0.785
29	2801*/2807*	50.00	50.00	2.00	1.040
30	2808*/2811*	50.00	50.00	3.00	1.528
31	2816*	50.00	50.00	0.80	0.426
32	2835	50.80	50.80	3.18	1.635
33	2809*	75.00	75.00	2.00	1.577
34	2837	75.00	75.00	3.20	2.481
35	2809	75.00	75.00	2.00	1.575
36	2812*	75.00	75.00	3.00	2.341
37	2839*	75.00	75.00	8.00	3.793
38	2810*	100.00	100.00	3.00	3.151

\*Denotes that dies are available with Alumex, For any Requirement of any other sections listed above please contact Sales & Marketing Dept.

## Rectangular Tube



Sl No.	Section No	Size(mm)			Weight
		A	B	T	Kg/m
1	2629	25.40	12.70	0.81	0.160
2	2604*	20.00	10.00	1.50	0.218
3	2630	25.40	19.05	1.08	0.247
4	2631*	25.40	19.05	1.50	0.363
5	2658*	30.00	20.00	2.00	0.498
5	2632*	38.10	25.40	0.95	0.316
6	2633	38.10	25.40	1.44	0.471
7	2622*	38.10	25.40	0.80	0.268
8	2605*	40.00	20.00	2.00	0.604
9	2623*	46.50	23.50	0.80	0.296
10	2601*/2606*	50.00	25.00	2.00	0.766
11	2627*	50.00	25.00	0.80	0.318
12	2651*	50.00	25.00	2.50	0.948
13	2654*	50.00	25.00	1.00	0.395
14	2657*	50.00	38.00	2.00	0.910

\*Denotes that dies are available with Alumex, For any Requirement of any other sections listed above please contact Sales & Marketing Dept.



15	2624*	50.80	25.40	0.85	0.342
16	2635	50.80	25.40	1.04	0.414
17	2636	50.80	25.40	1.50	0.593
18	2624*	50.80	25.40	0.80	0.323
19	2656*	60.00	40.00	1.20	0.634
20	2602*/2607	63.00	38.10	1.47	0.778
21	2608*	63.00	38.10	2.10	1.098
22	2609*	63.00	38.10	2.95	1.515
23	2637	63.50	38.10	1.02	0.547
24	2638	63.50	38.10	1.60	0.901
25	2639	75.00	25.00	1.00	0.547
26	2640	75.00	25.00	1.50	0.786
27	2618*/2620*	75.00	35.00	3.00	1.739
28	2641	76.20	25.40	1.57	0.834
29	2625*	76.20	25.40	0.80	0.433
30	2642	81.25	38.10	1.25	0.781
31	2621*	92.00	36.00	0.90	0.615
32	2628*	100.00	25.00	1.00	0.666
33	2650*	100.00	25.00	1.40	0.927
34	2643	100.00	25.00	1.50	0.988
35	2644	100.00	25.00	2.00	1.307
36	2614	100.00	40.00	2.00	1.473

---

\*Denotes that dies are available with Alumex, For any Requirement of any other sections listed above please contact Sales & Marketing Dept.



37	2610*	100.00	50.00	1.50	1.190
38	2603*	100.00	50.00	2.00	1.576
39	2612*	100.00	50.00	3.00	2.330
40	2615*	100.00	20.00	1.20	0.764
41	2610*	100.00	50.00	1.50	1.188
42	2603*	100.00	50.00	2.00	1.574
43	2616*	100.00	50.00	1.20	0.959
44	2614*	100.00	40.00	2.00	1.473
45	2611*	100.00	50.00	2.00	1.576
46	2625*	100.00	70.00	1.00	1.800
47	2617*/2619*	100.00	75.00	3.00	2.747
48	2626*	100.00	50.00	1.00	0.802
49	2647	101.60	25.40	1.50	0.906
50	2648	125.00	25.00	1.50	1.577
51	2649	127.00	25.40	1.50	1.052
52	2613*	127.00	44.45	2.00	2.833
53	2653*	150.00	75.00	2.00	2.395

\*Denotes that dies are available with Alumex, For any Requirement of any other sections listed above please contact Sales & Marketing Dept.

## Equal Angle



Sl No.	Section No	Size(mm)			Weight
		A	B	T	Kg/m
1	3015	12.70	12.70	0.75	0.050
2	3002*	12.70	12.70	1.52	0.098
3	3017	19.05	19.05	1.00	0.099
4	3003*	19.05	19.05	1.60	0.157
5	3001*/3004*	19.05	19.05	2.00	0.195
6	3005*	25.00	25.00	1.50	0.196
7	3006*	25.00	25.00	2.00	0.259
8	3020	25.00	25.00	1.30	0.170
9	3029*	25.00	25.00	3.00	0.381
10	3021	25.40	25.40	1.01	0.137
11	3022	25.40	25.40	1.60	0.213
12	3007*	30.00	30.00	1.50	0.195
13	3008*	30.00	30.00	2.00	0.098
14	3030*	30.00	30.00	4.00	0.606

\*Denotes that dies are available with Alumex, For any Requirement of any other sections listed above please contact Sales & Marketing Dept.



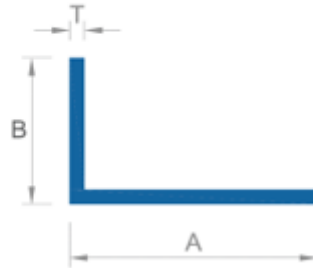
15	3031*	38.00	38.00	4.70	0.907
16	3023	31.75	31.75	1.00	0.122
17	3009*	35.00	35.00	2.00	0.157
18	3014*	38.00	38.00	3.00	0.592
20	3024	38.10	38.10	1.22	0.247
21	3025	38.10	38.10	1.50	0.302
22	3026	50.00	50.00	1.50	0.425
23	3010*	50.00	50.00	1.60	0.425
24	3011*	50.00	50.00	2.00	0.529
25	3012*	50.00	50.00	3.00	0.785
26	3028	50.80	50.80	1.60	0.432
27	3013*	75.00	75.00	3.00	1.190

---

\*Denotes that dies are available with Alumex, For any Requirement of any other sections listed above please contact Sales & Marketing Dept.



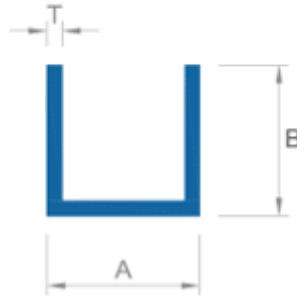
## Unequal Angle



Sl No.	Section No	Size(mm)			Weight
		A	B	T	Kg/m
1	3206	19.05	12.70	0.80	0.066
2	3207	25.40	12.70	1.00	0.121
3	3208	25.40	19.05	1.50	0.185
4	3205*	38.00	18.00	3.00	0.430
5	3201*	38.10	25.40	1.82	0.303
6	3202*	50.00	25.00	2.00	0.394
7	3203*	50.00	25.00	3.00	0.583
8	3210*	75.00	50.00	3.00	0.991
9	3211*	75.00	75.00	3.00	0.788
10	3209*	63.00	38.00	4.00	1.050
11	3204*	100.00	50.00	3.00	1.190

\*Denotes that dies are available with Alumex, For any Requirement of any other sections listed above please contact Sales & Marketing Dept.

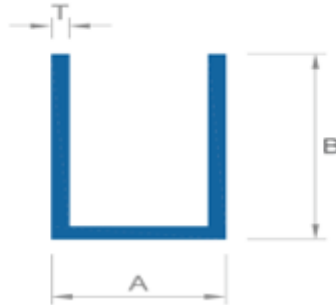
## Equal Channel



Sl No.	Section No	Size(mm)			Weight
		A	B	T	Kg/m
1	3405	9.52	9.52	0.76	0.055
2	3406	9.52	9.52	1.15	0.081
3	3404*	9.52	9.52	0.57	0.042
4	3407	12.70	12.70	0.85	0.083
5	3408	15.00	15.00	1.20	0.138
6	3409	19.05	19.05	1.63	0.237
7	3401*	25.00	25.00	2.00	0.383
8	3402*	30.00	30.00	3.00	0.680
9	3403*	38.10	38.10	3.18	0.926

\*Denotes that dies are available with Alumex, For any Requirement of any other sections listed above please contact Sales & Marketing Dept.

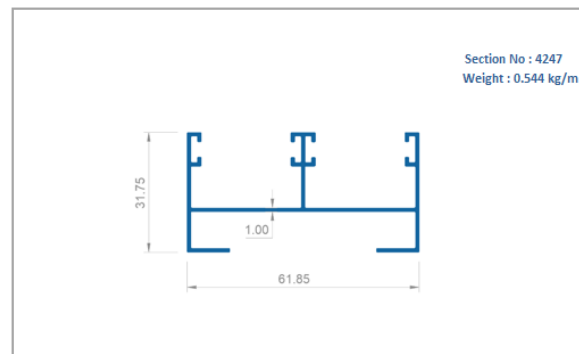
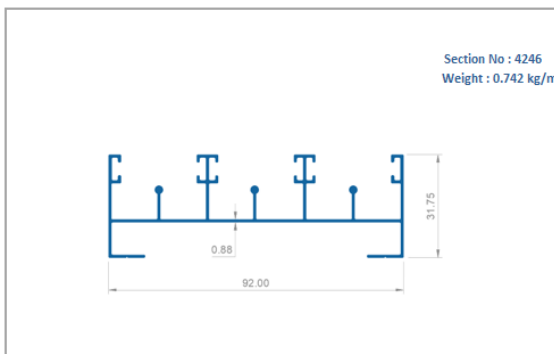
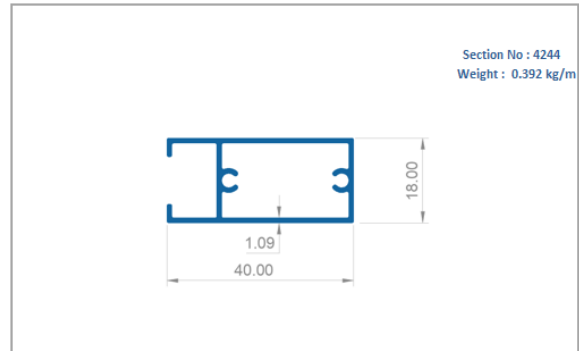
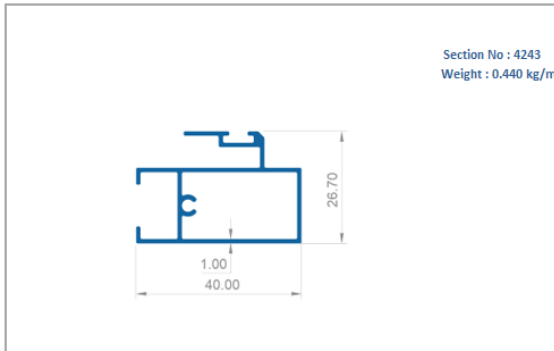
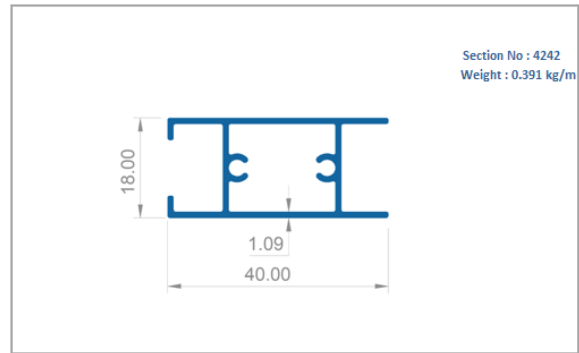
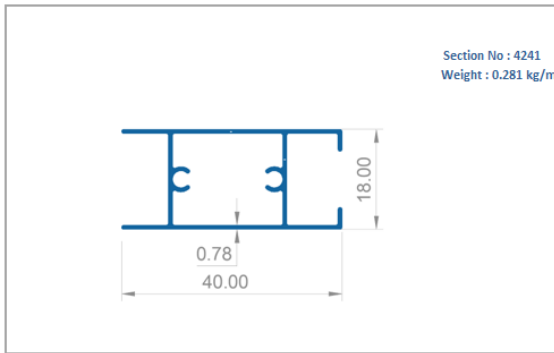
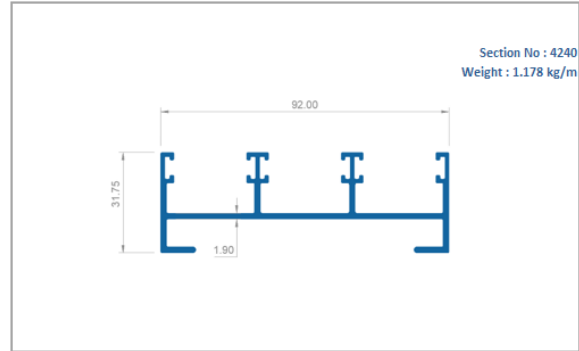
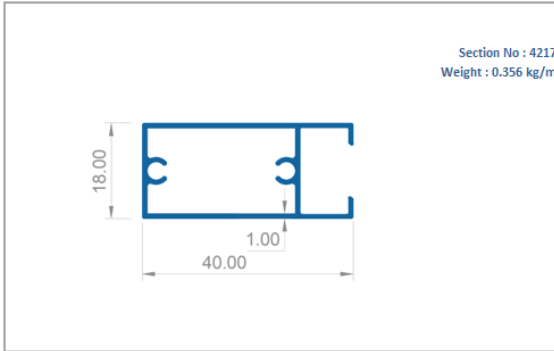
## Unequal Channel



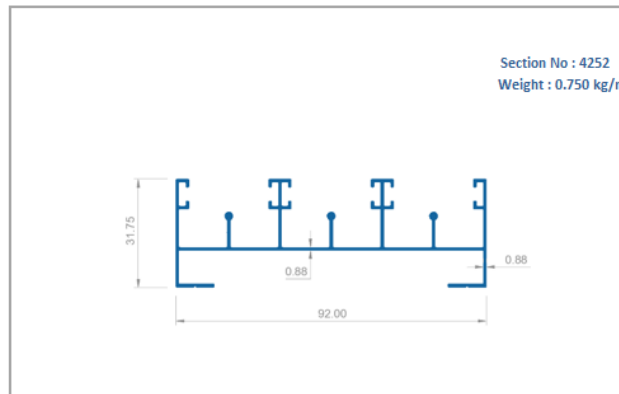
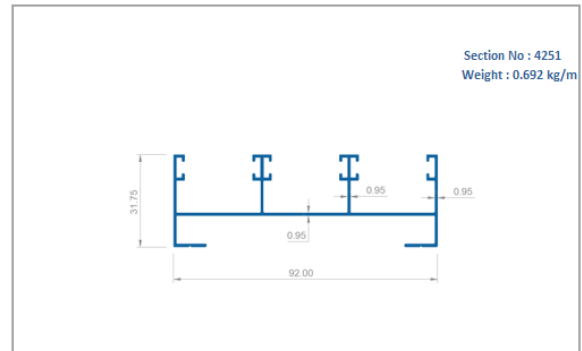
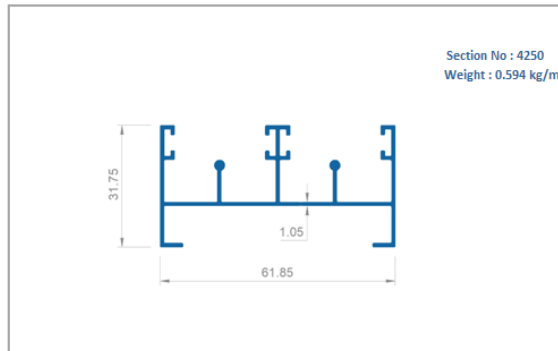
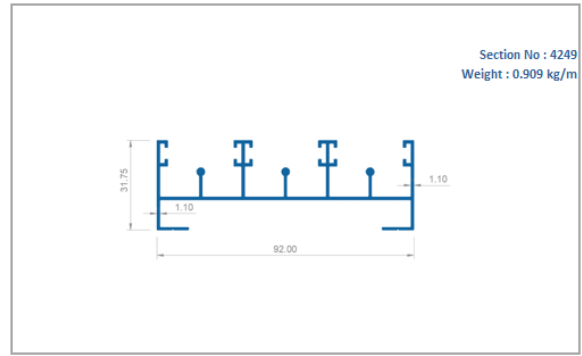
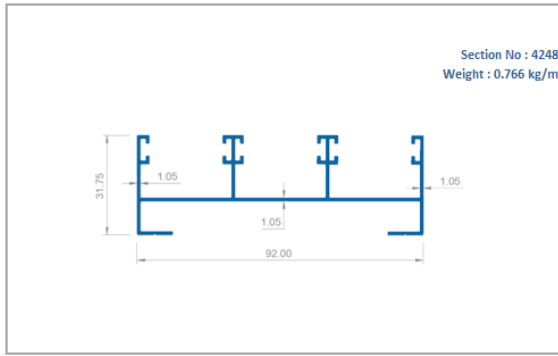
Sl No.	Section No	Size(mm)			Weight
		A	B	T	Kg/m
1	3602*	40.00	20.00	1.80	0.371
2	3607*	25.00	30.00	2.50	0.541
3	3603*	50.00	25.00	1.80	0.468
4	3606*	50.00	75.00	8.00	3.981
5	3604*	50.80	50.80	3.00	0.774
6	3601*	79.10	34.43	3.50	1.312
7	3612*	59.00	29.50	1.20	0.424
8	3605*	100.00	30.00	2.00	0.842

\*Denotes that dies are available with Alumex, For any Requirement of any other sections listed above please contact Sales & Marketing Dept.

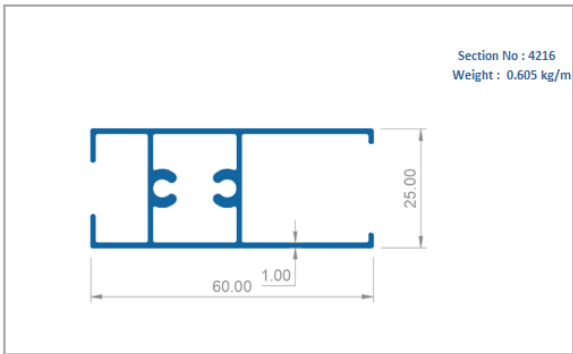
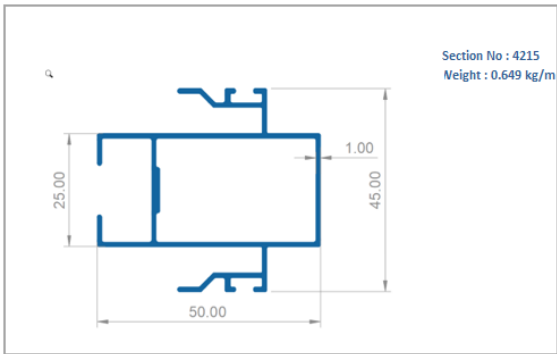
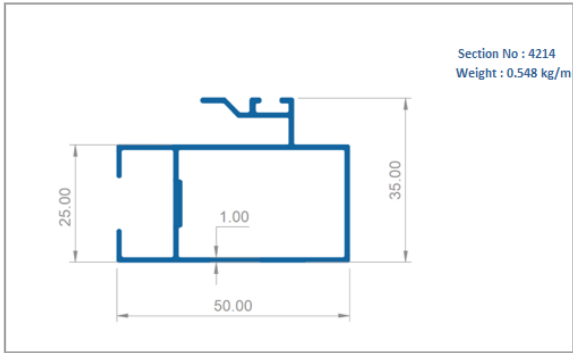
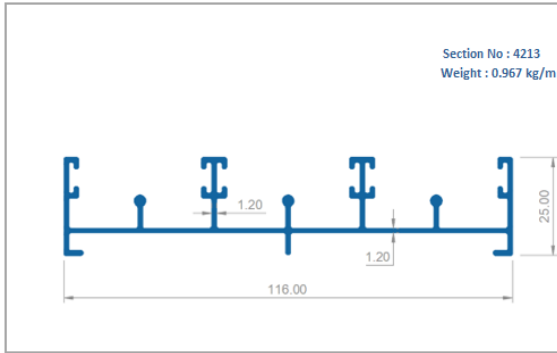
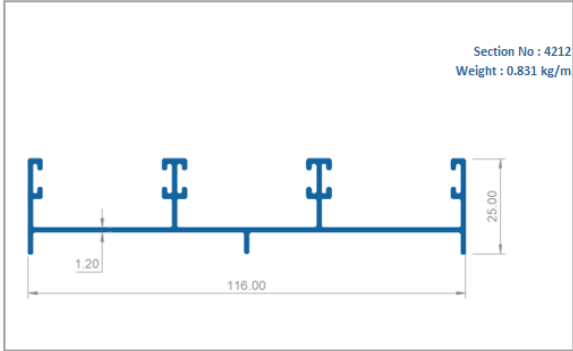
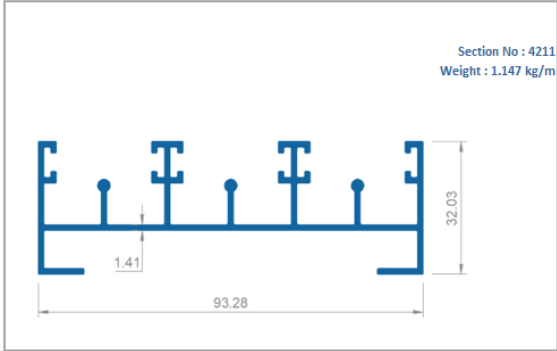
## 18 Series-Sliding Windows and Doors



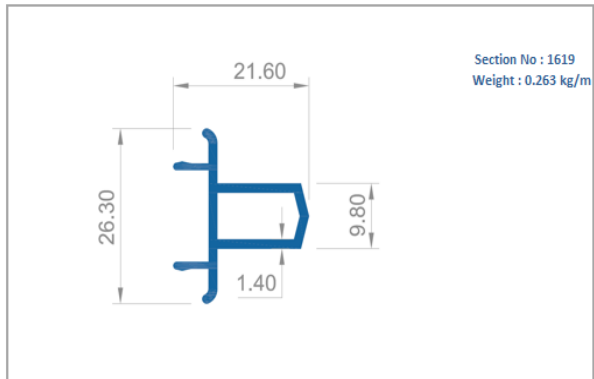
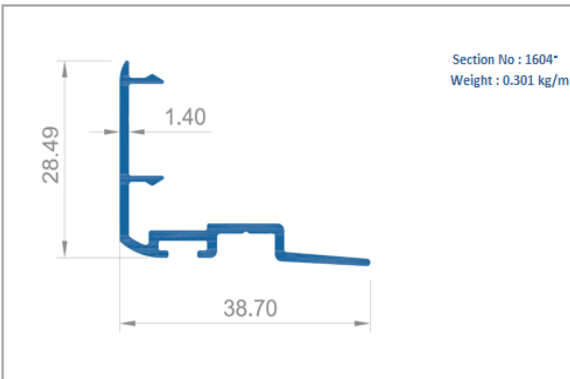
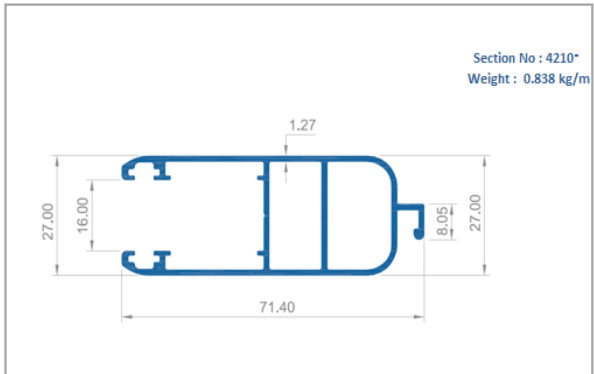
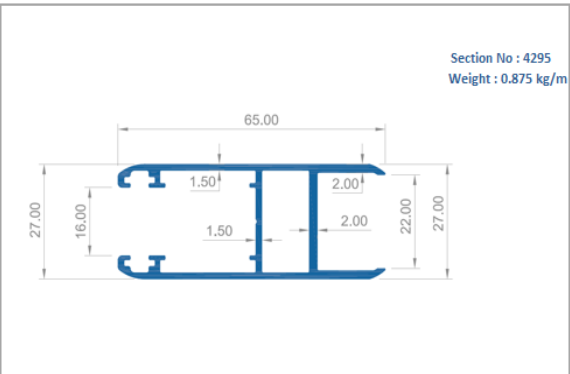
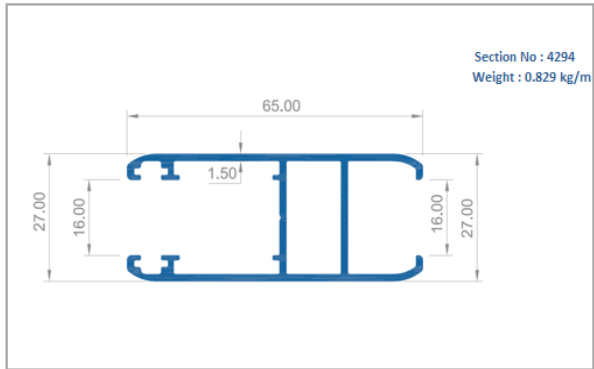
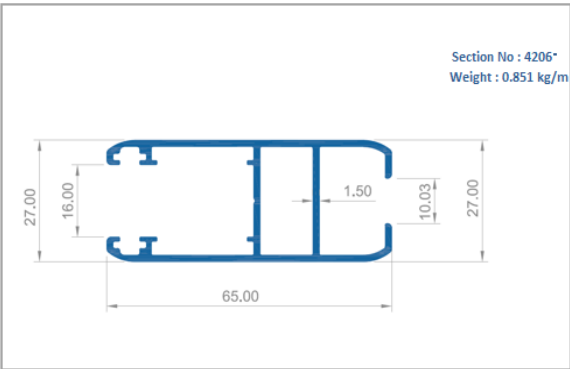
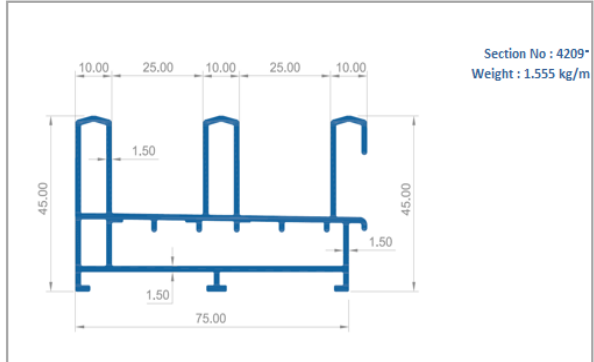
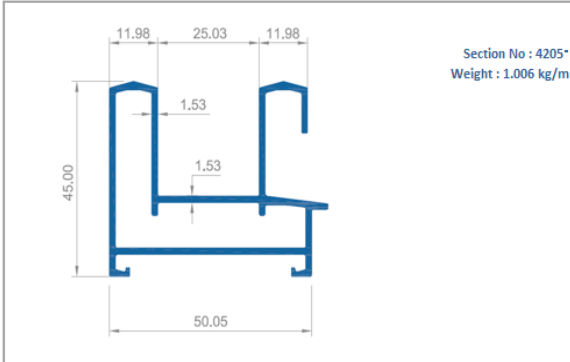
\*Denotes that dies are available with Alumex, For any Requirement of any other sections listed above please contact Sales & Marketing Dept.

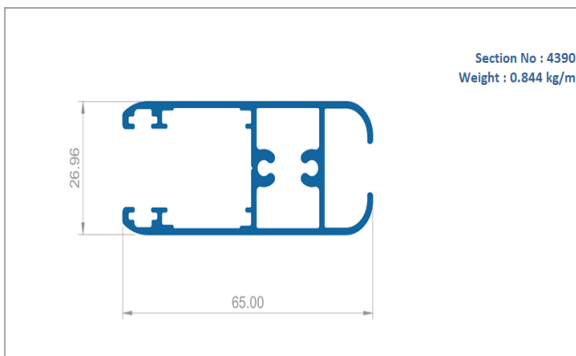
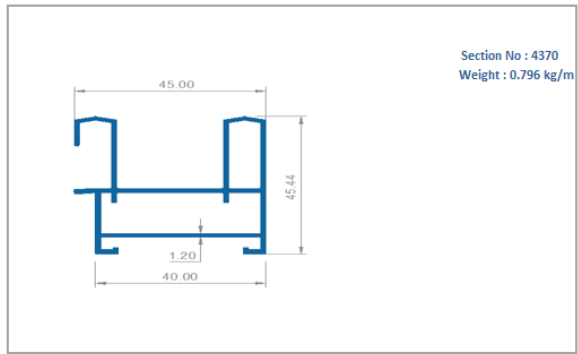
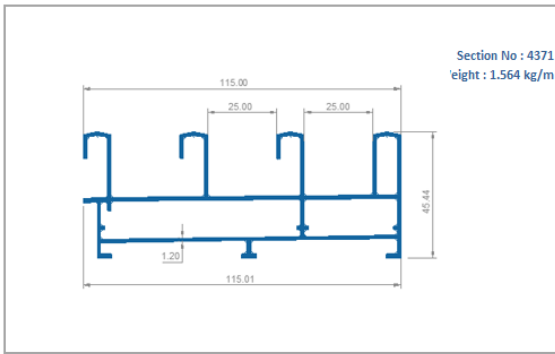


## 25 Series-Sliding Windows and Doors



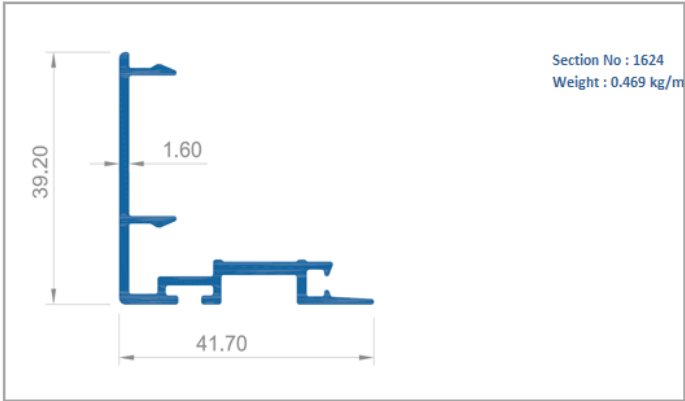
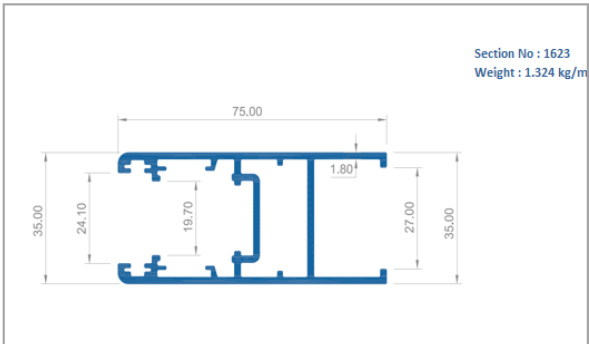
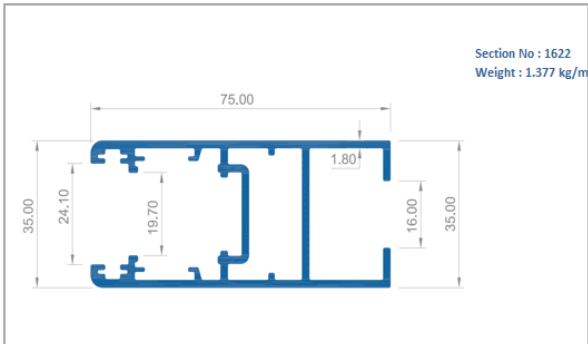
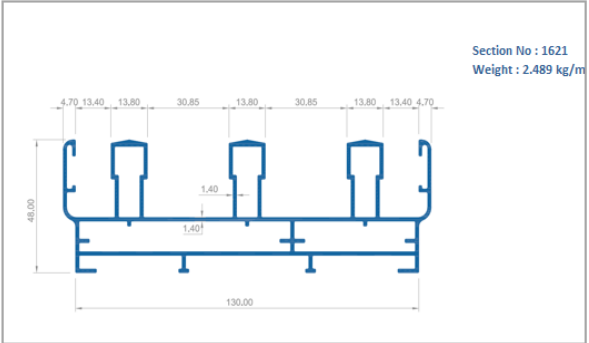
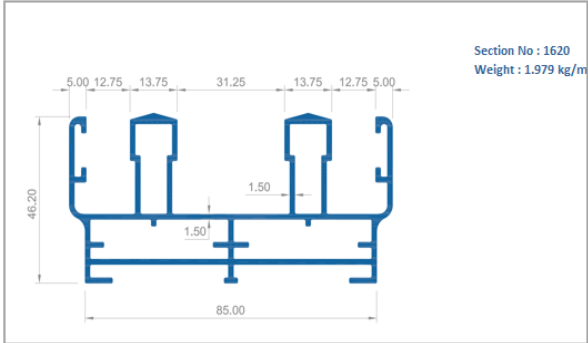
## 27 Series-Sliding Windows and Doors



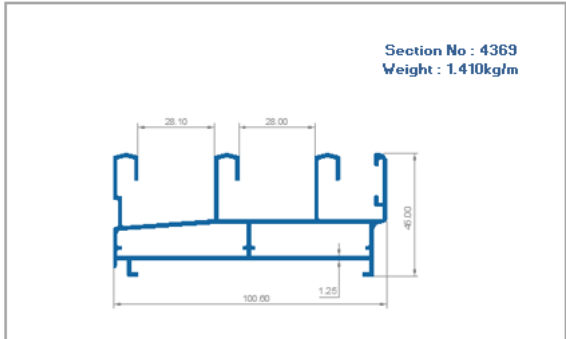
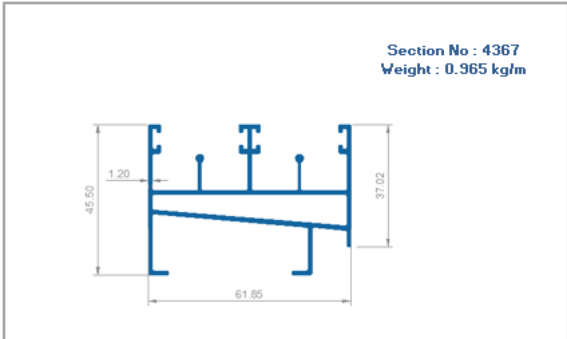
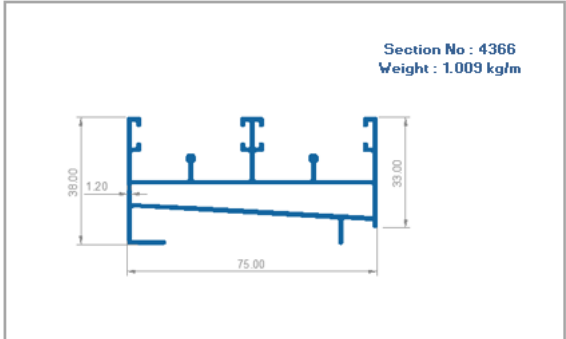
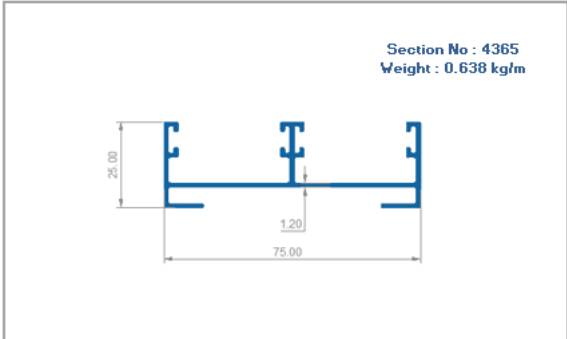
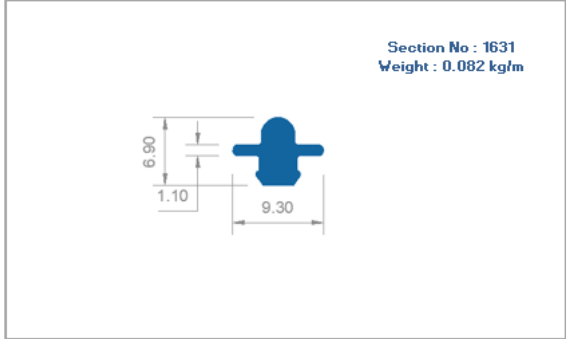
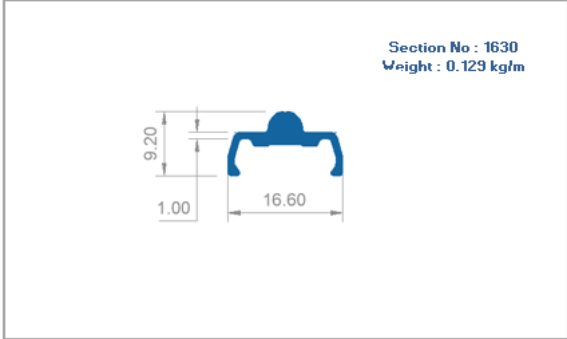




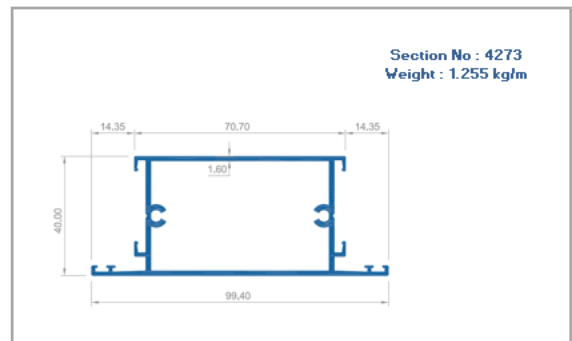
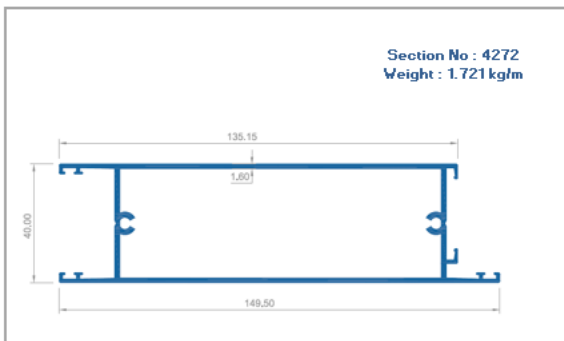
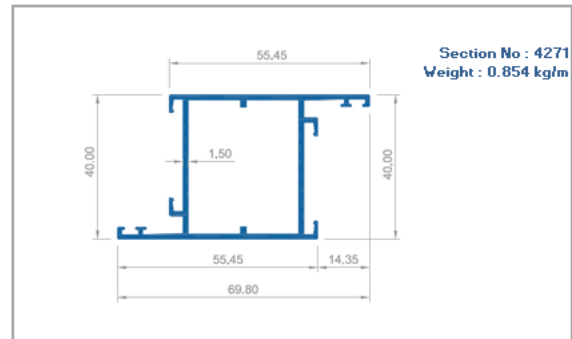
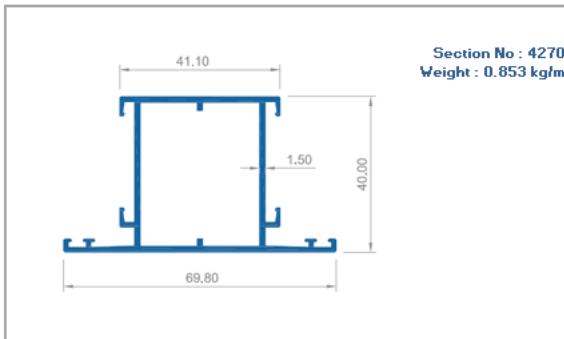
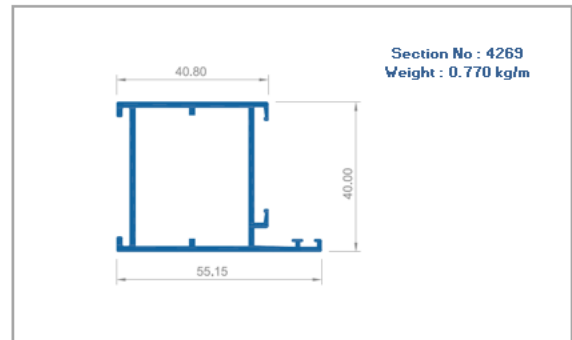
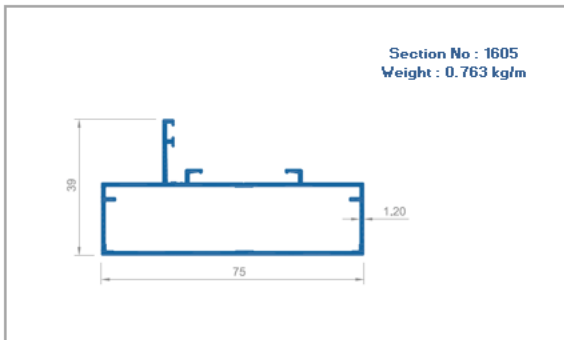
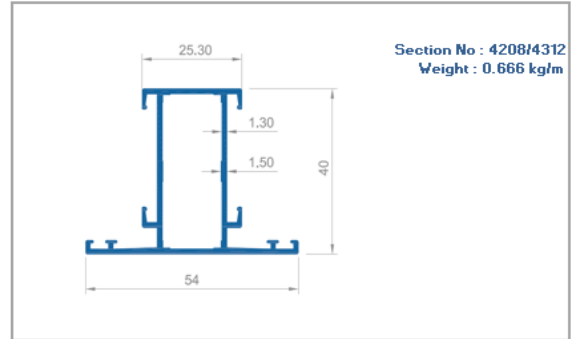
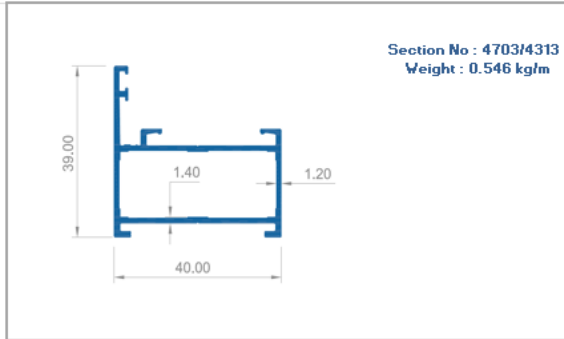
## 35 Series-Sliding Windows and Doors

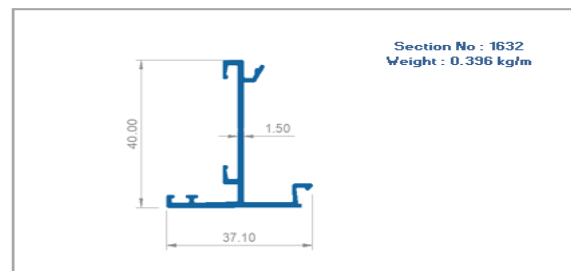
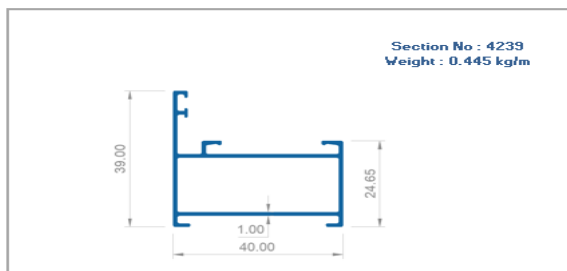
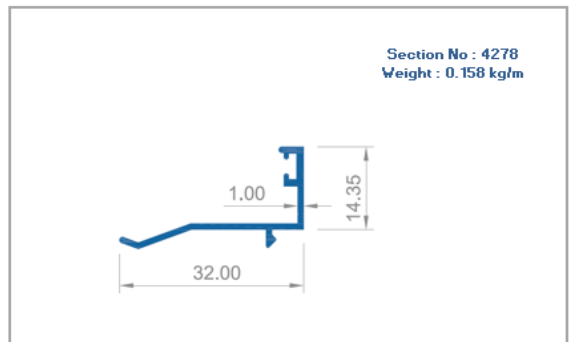
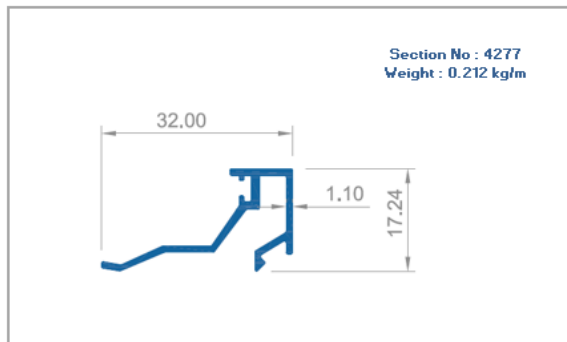
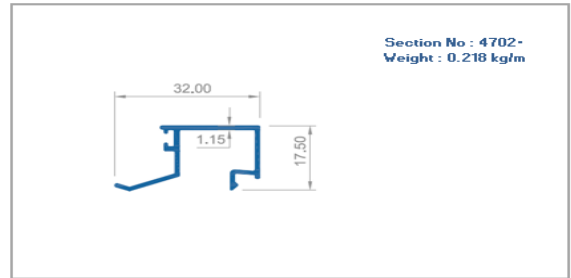
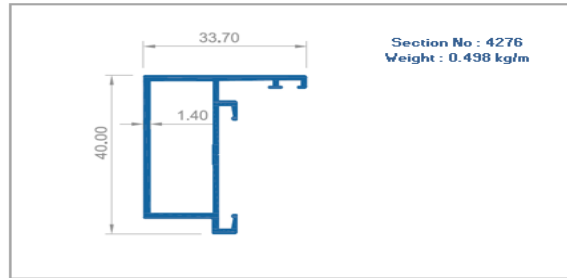
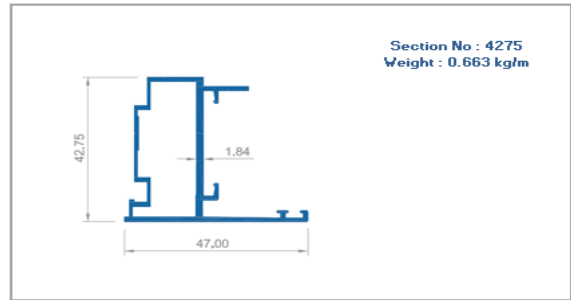
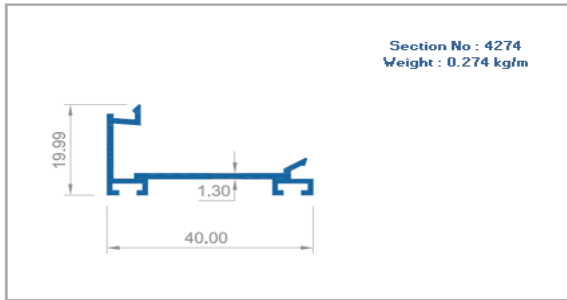


## Sliding Windows Common Sections

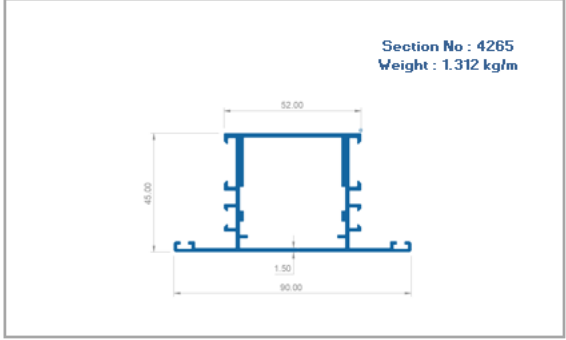
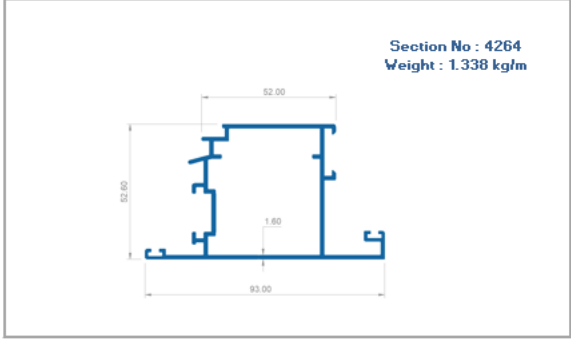
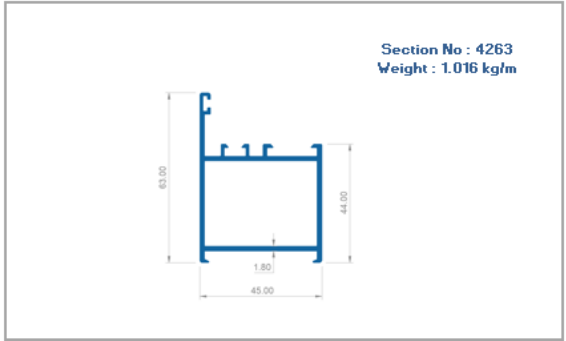
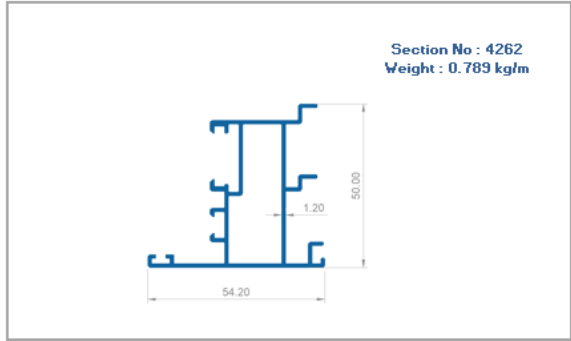
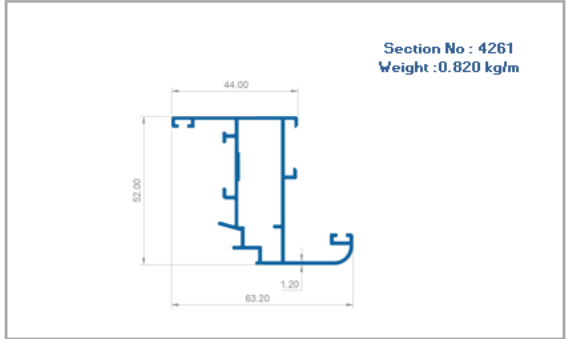
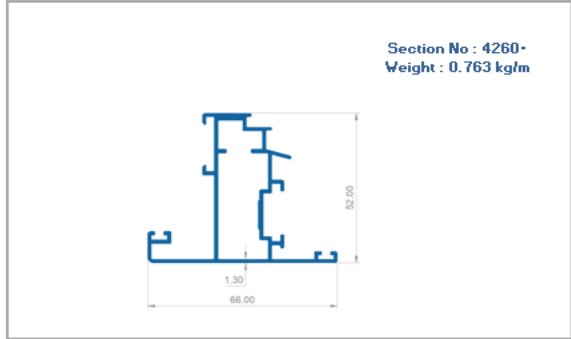
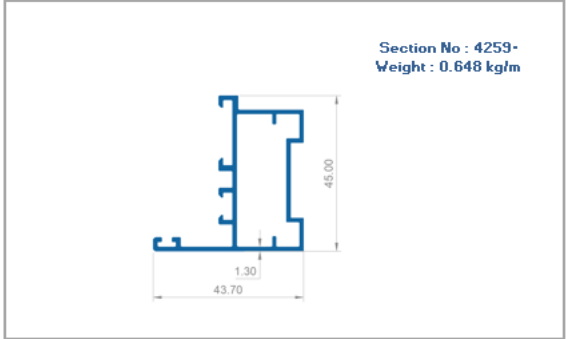
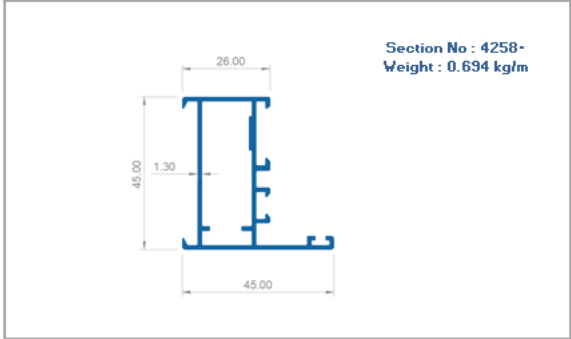


## 40 Series-Casement Windows and Doors

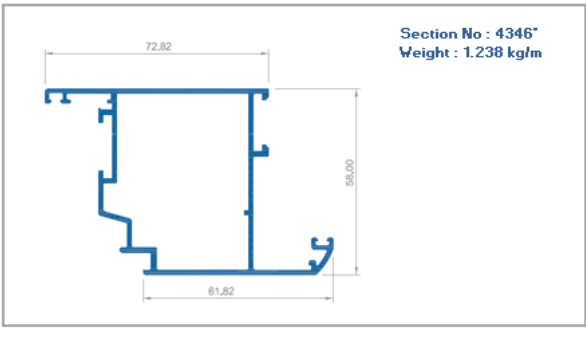
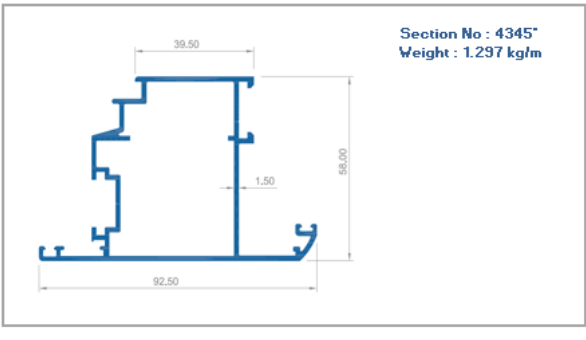
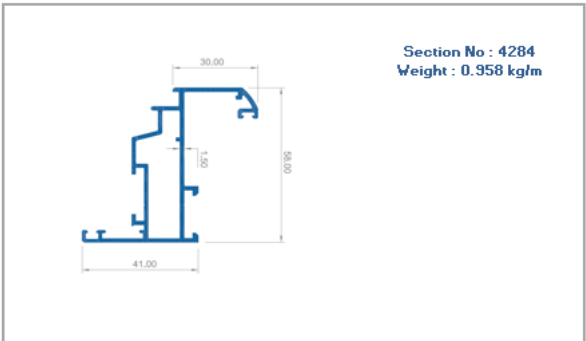
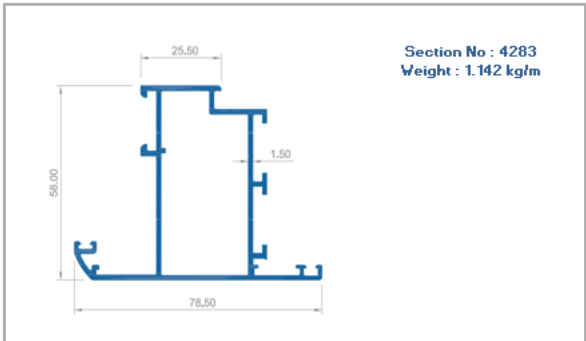
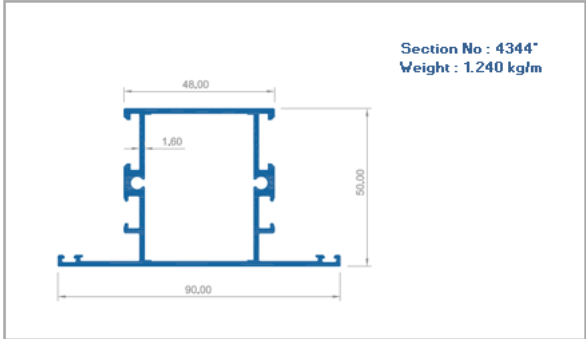
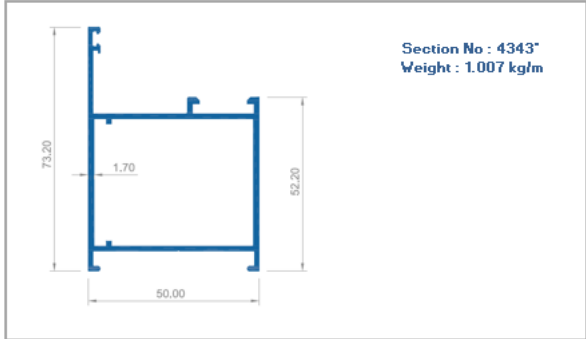
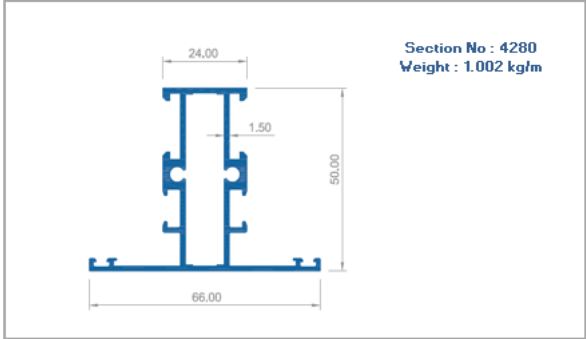
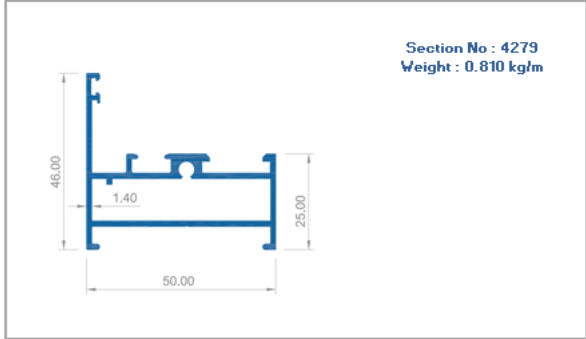


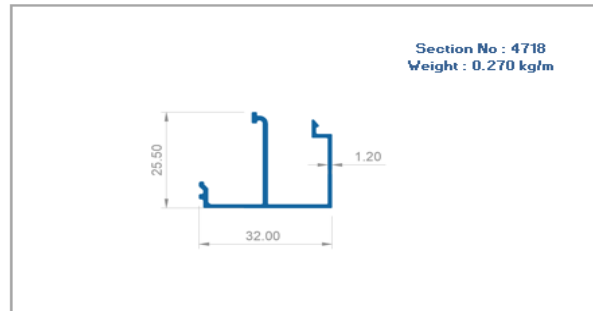
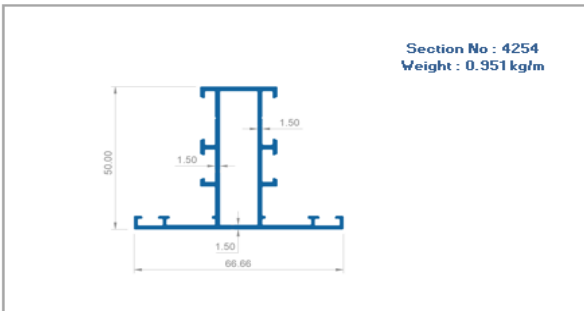
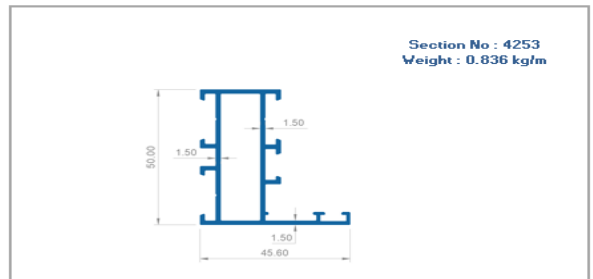
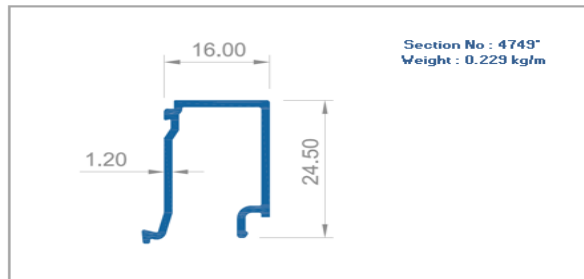
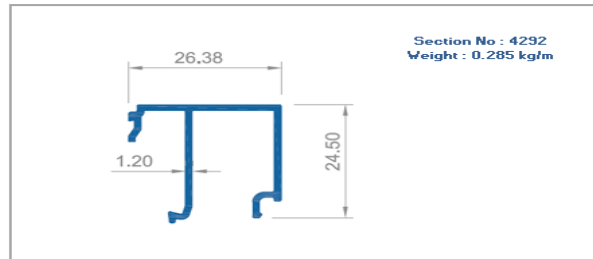
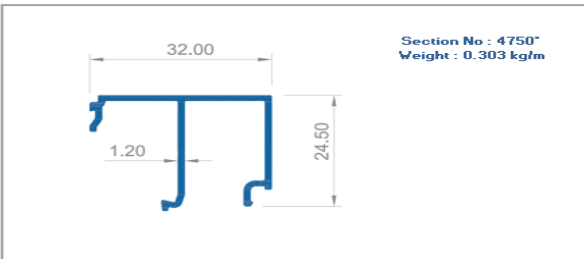
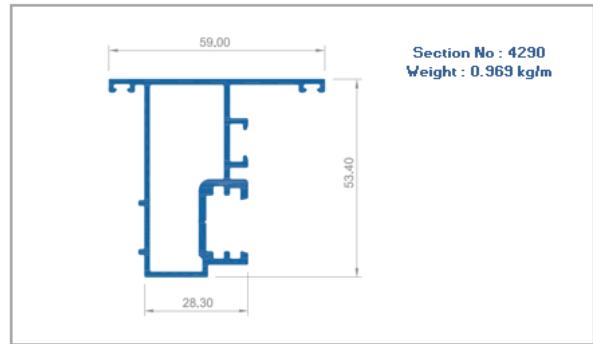
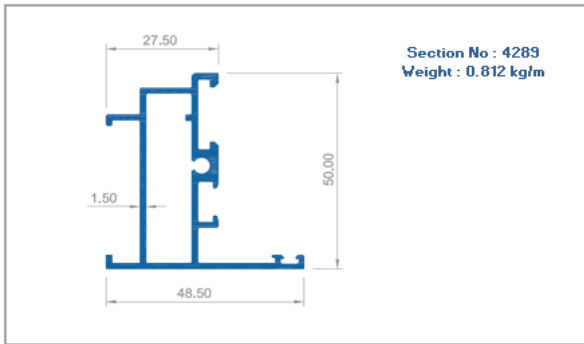
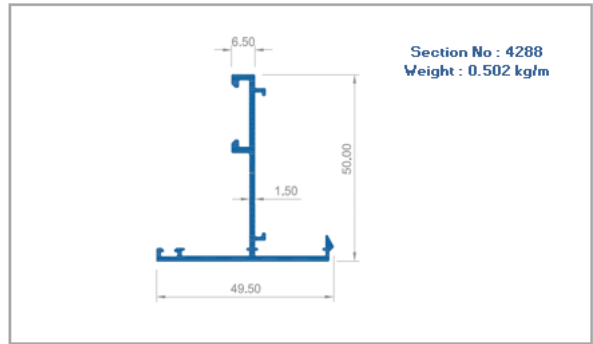
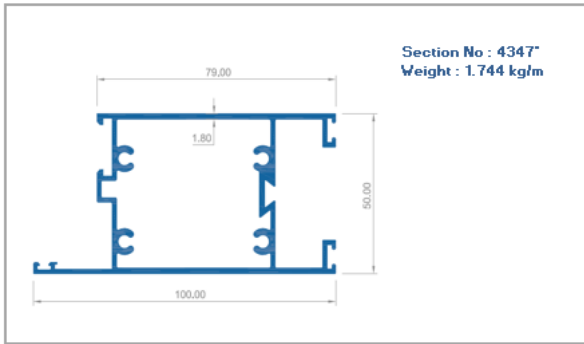


## 45 Series-Casement Windows and Doors

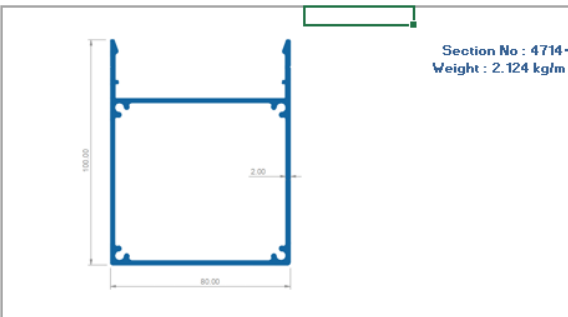
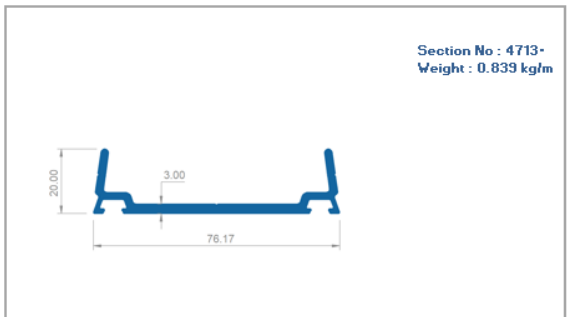
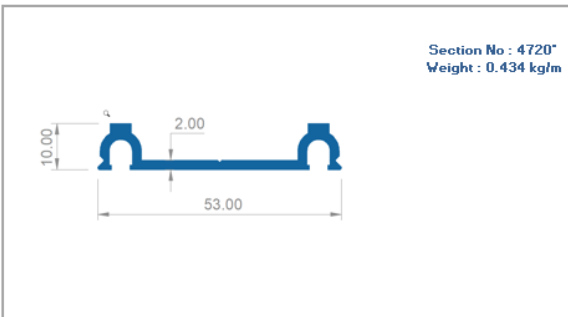
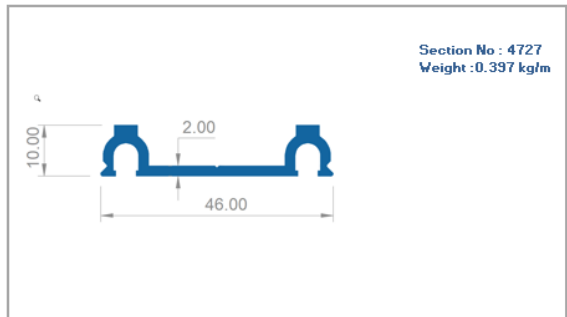
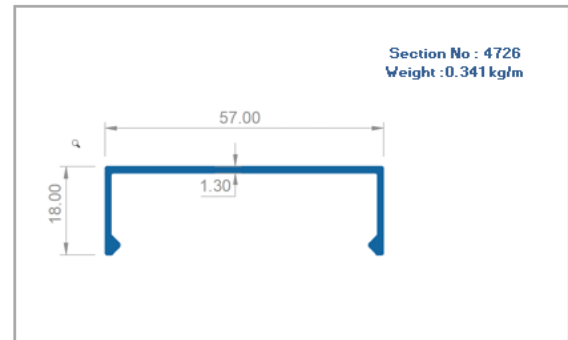
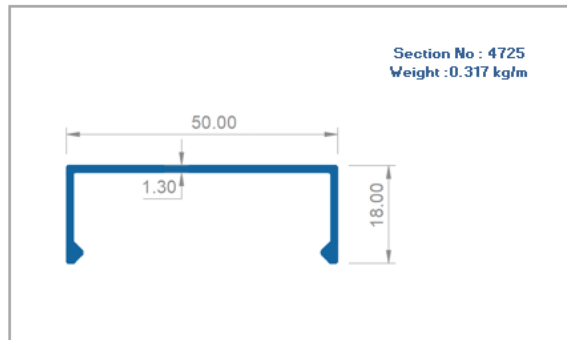
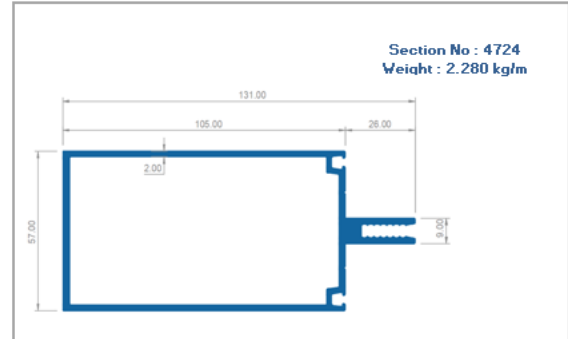
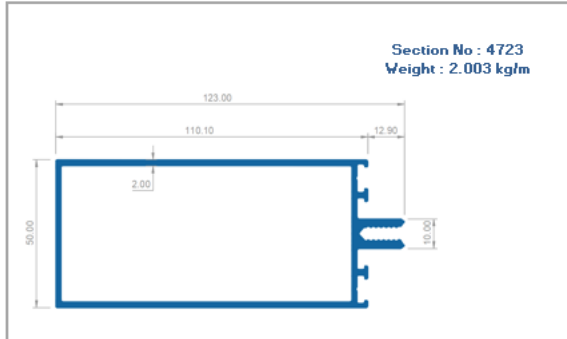


## 50 Series-Casement Windows and Doors

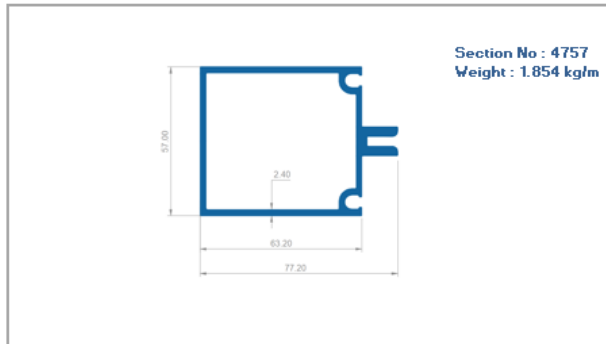
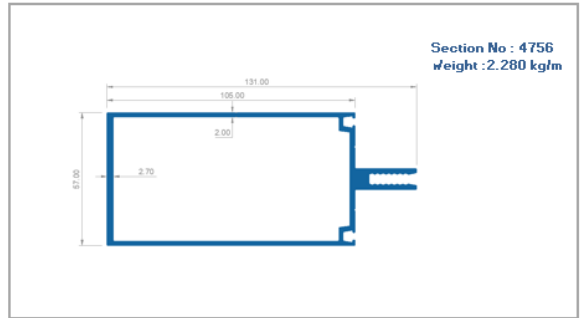
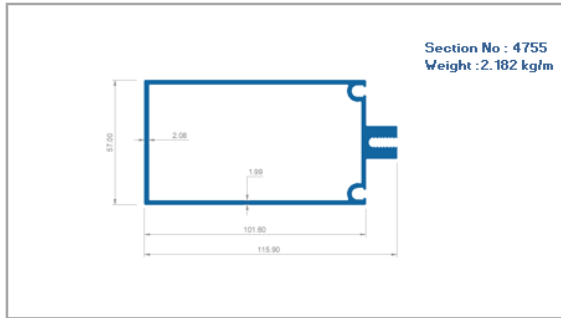
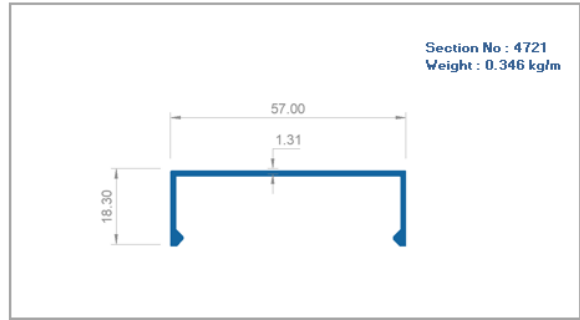
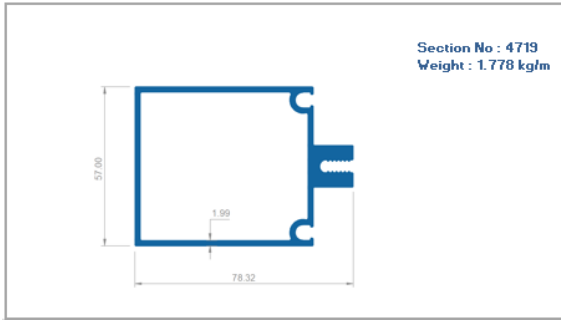




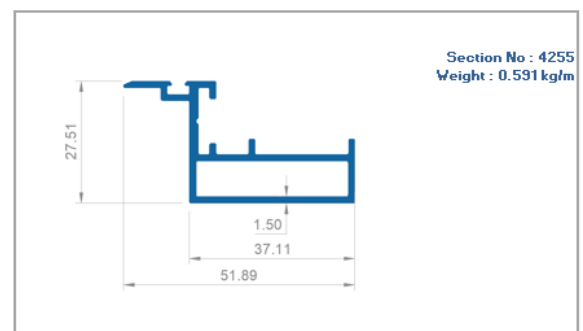
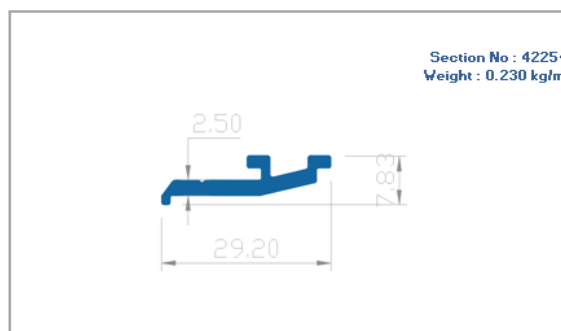
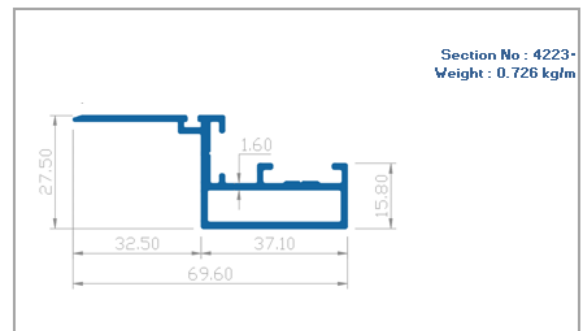
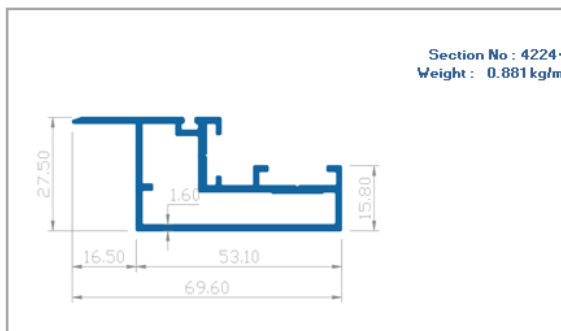
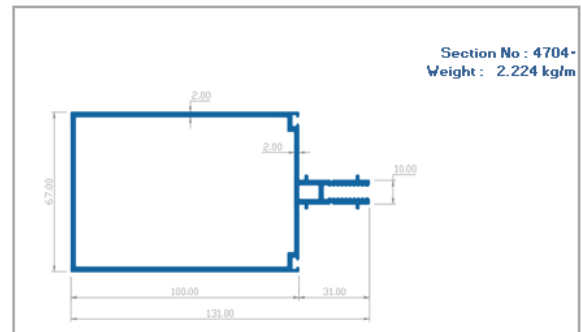
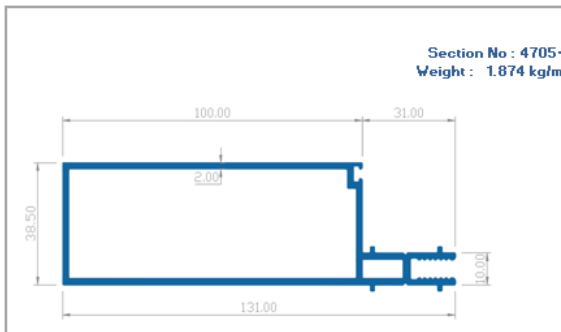
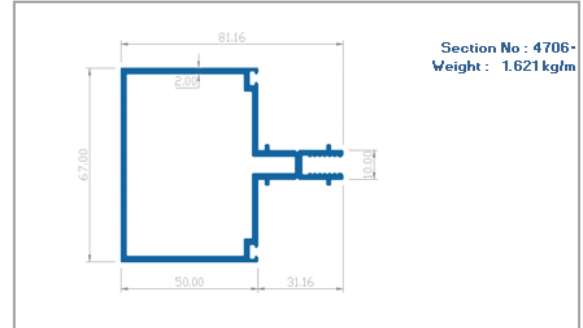
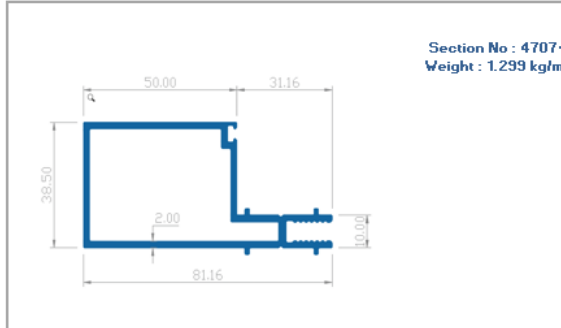
## Curtainwall Glazing (Capping System)-50 & 57 Series



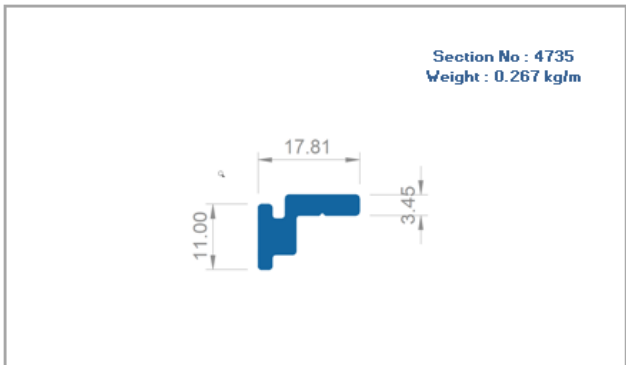
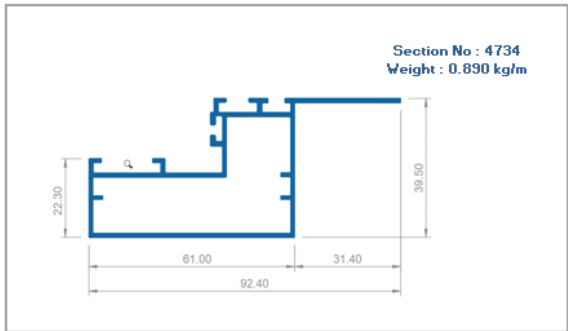
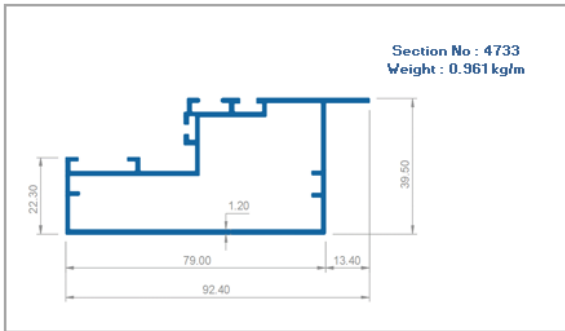
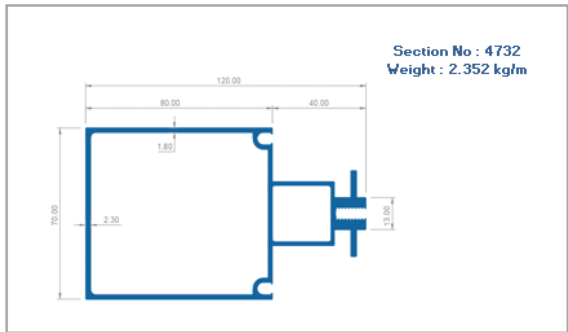
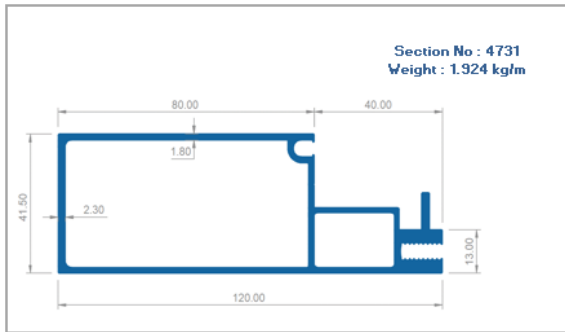
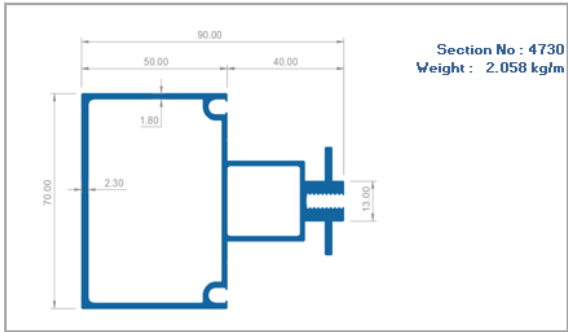
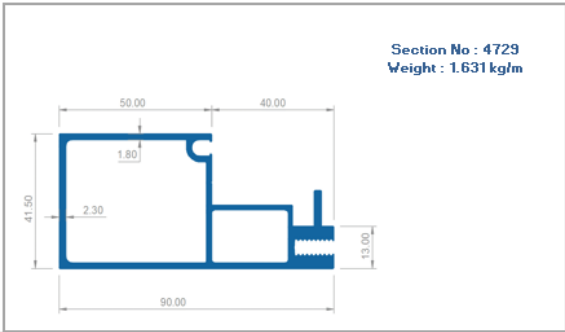




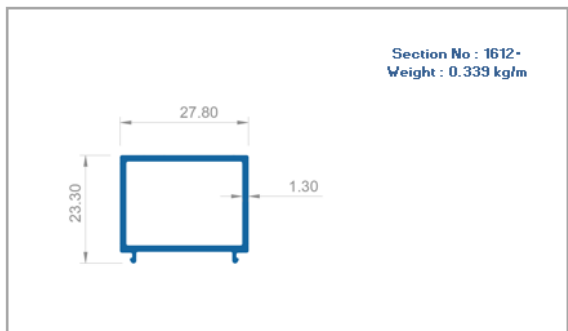
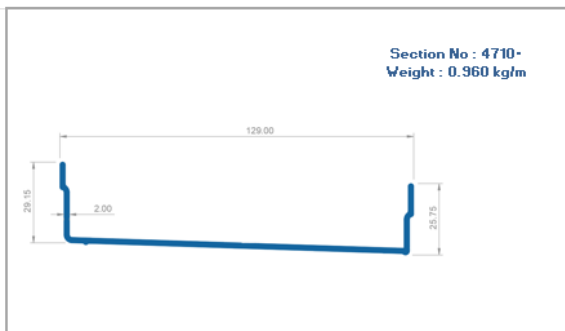
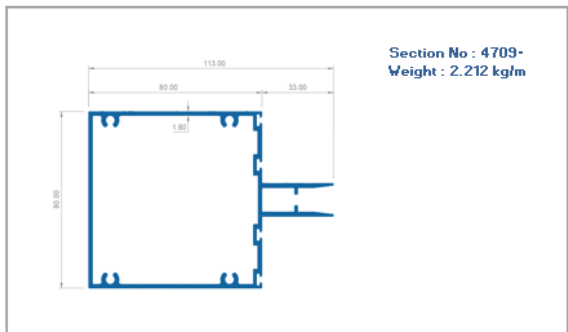
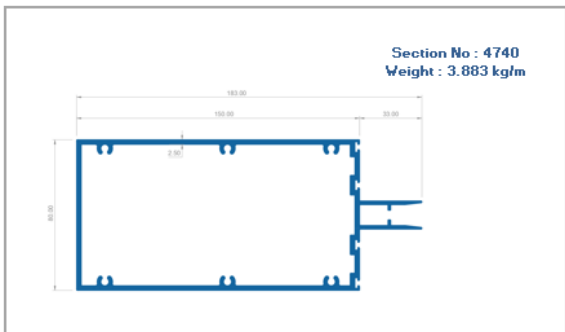
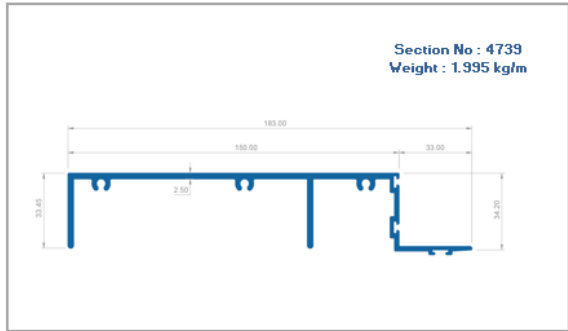
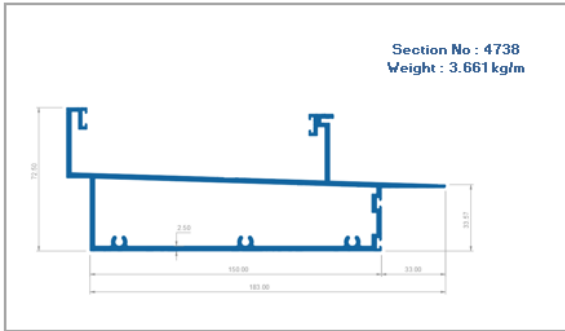
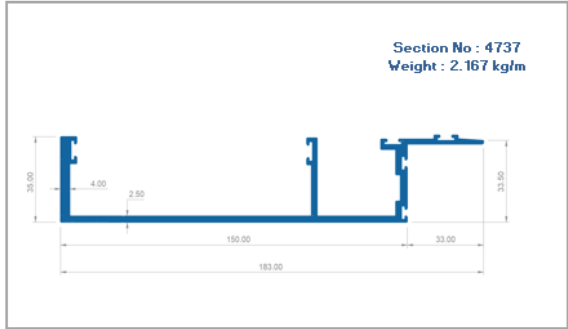
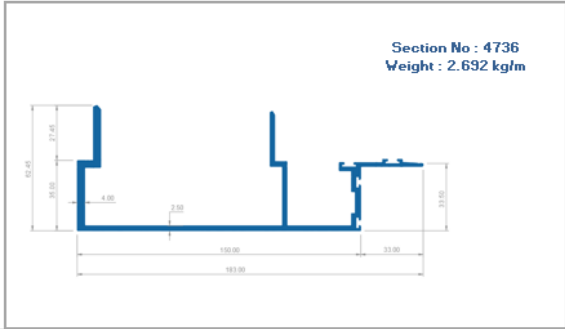
## Semi Unitized Glazing - 81 & 131 Series (2 Barrier System)

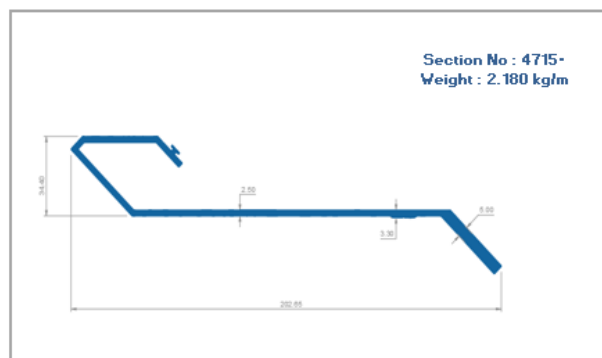
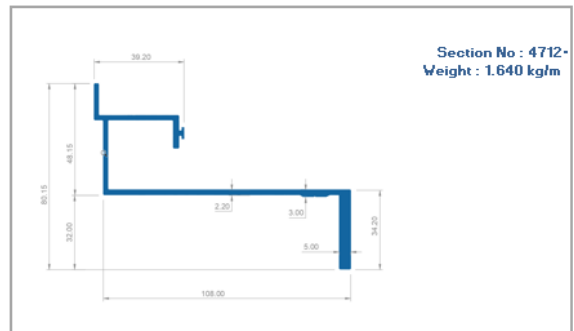
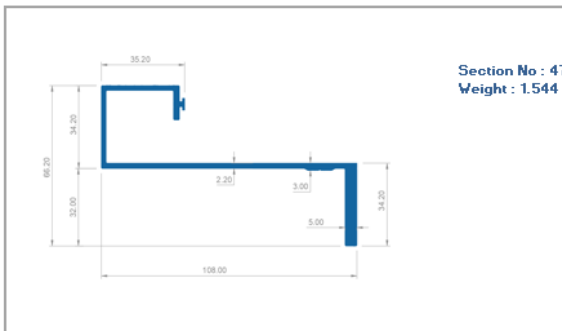
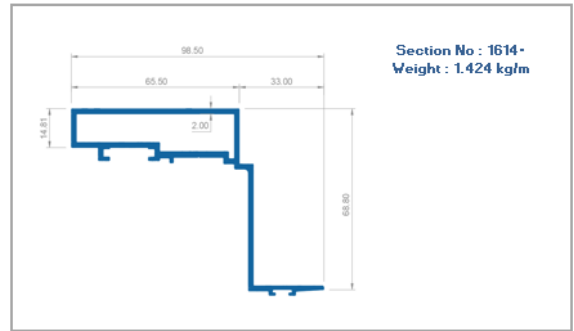
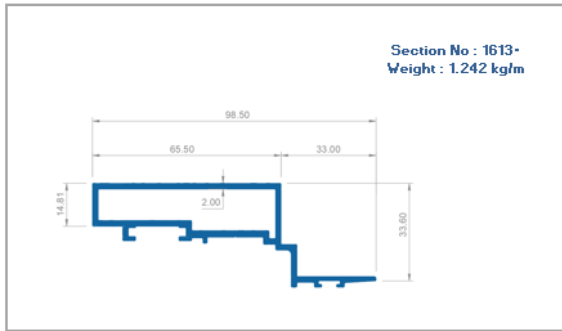
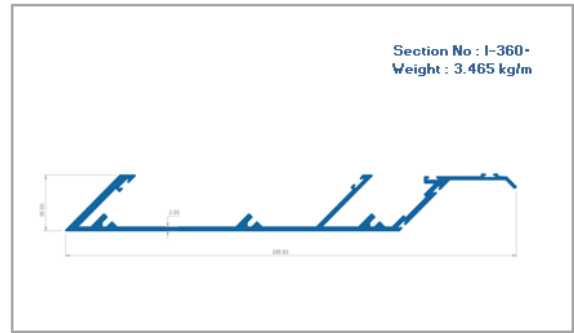



**Semi Unitized Glazing - 90 & 120 Series (3 Barrier System)**

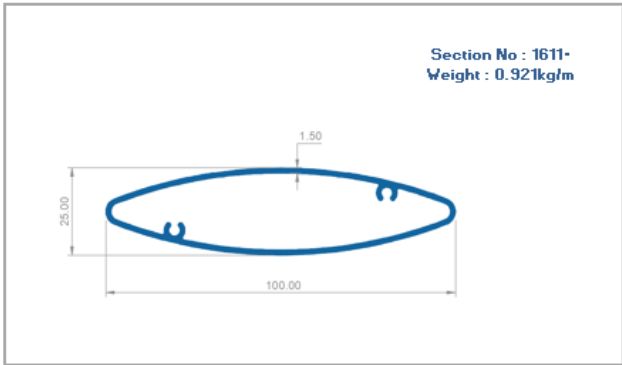
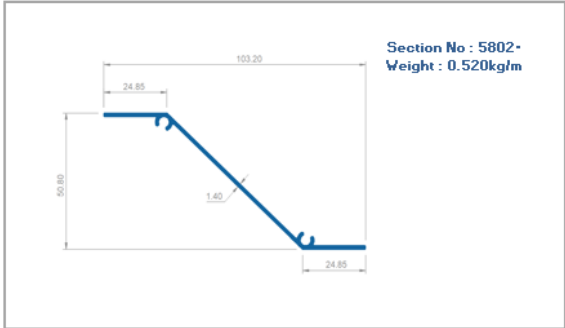
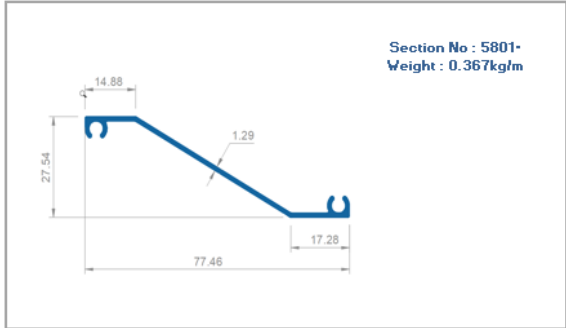


## Unitized Glazing - 183 Series

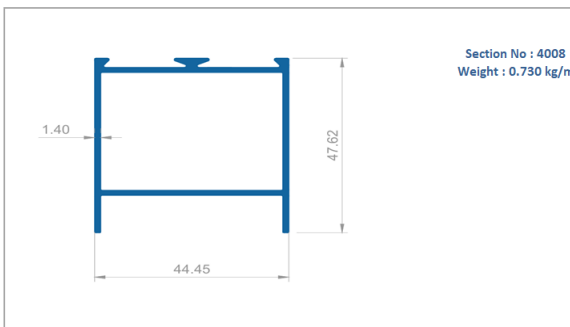
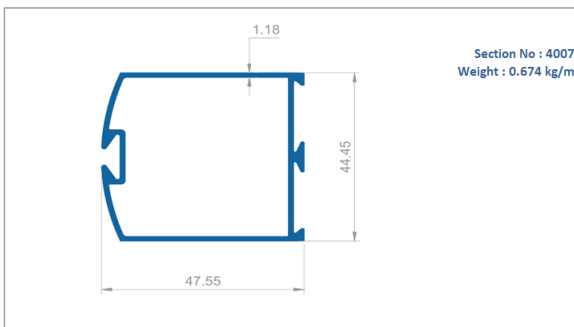
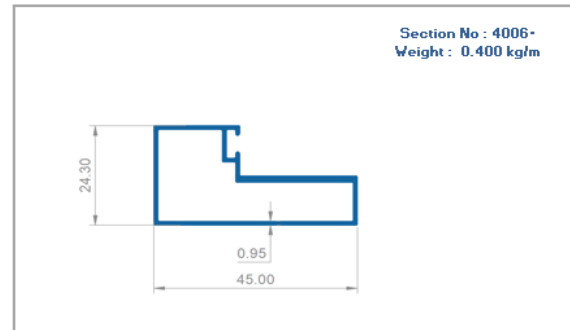
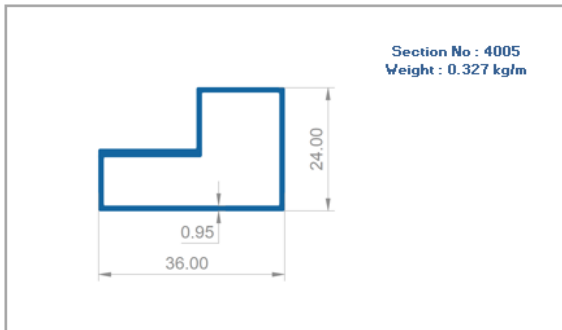
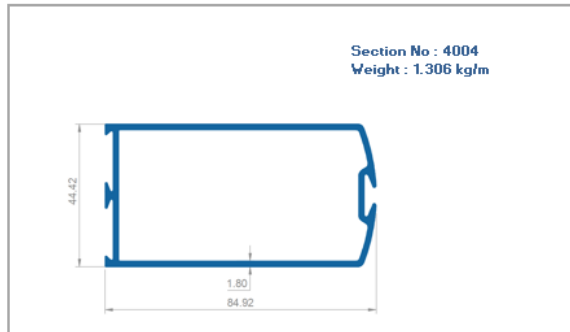
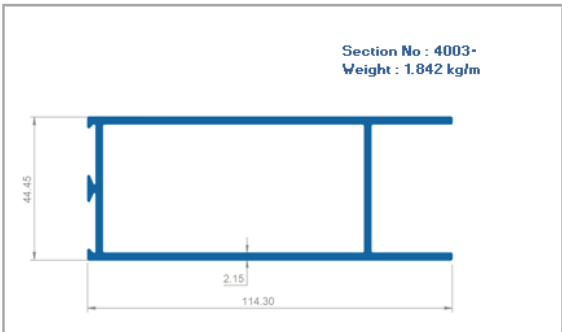
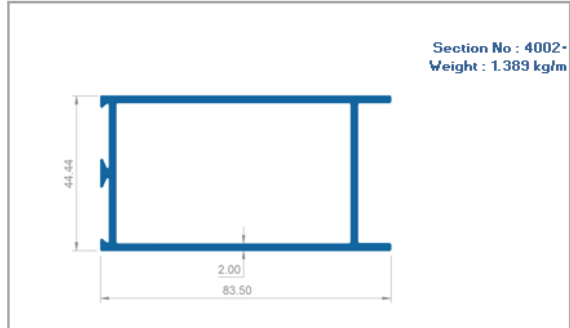
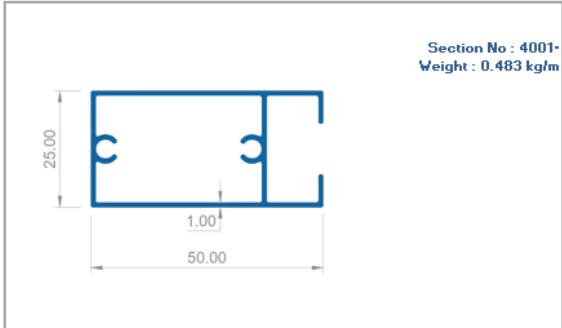




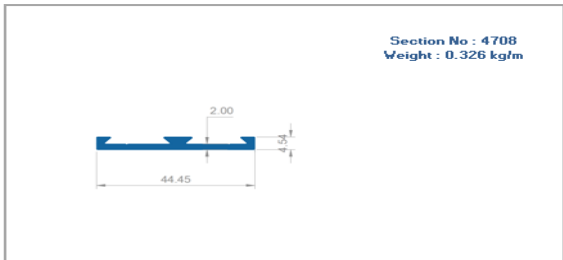
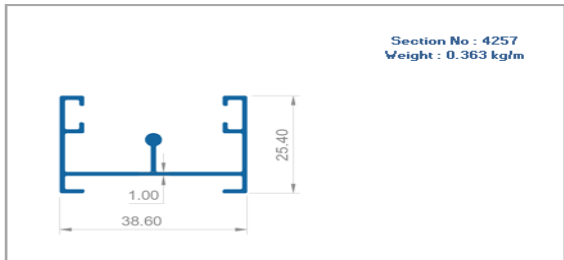
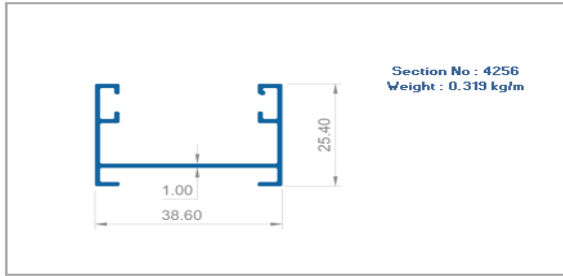
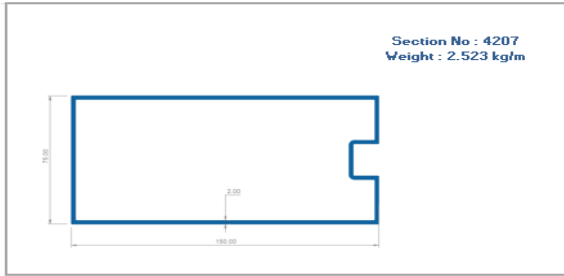
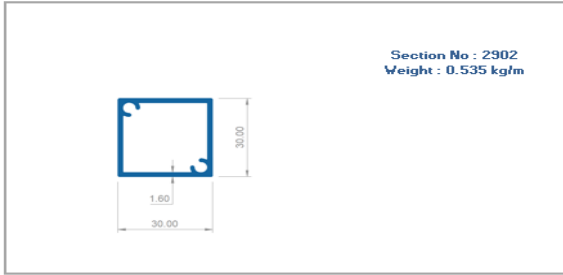
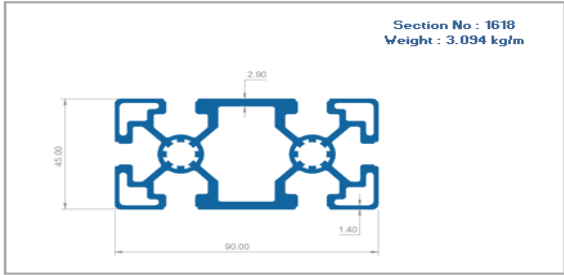
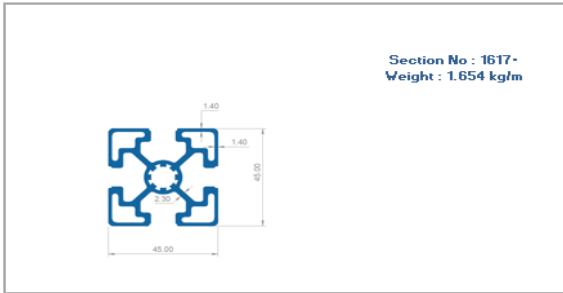
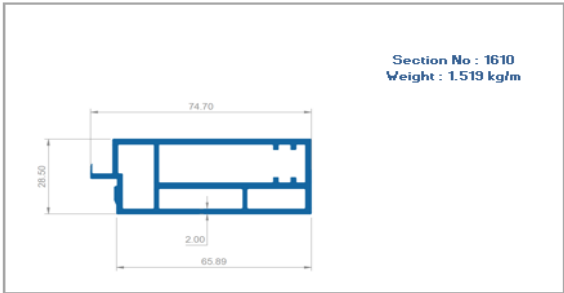
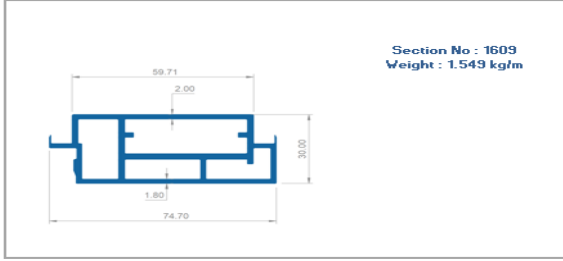
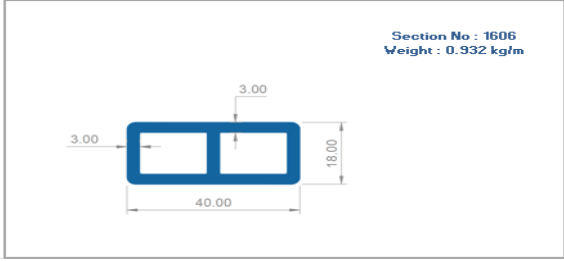
## Louvers and Aerofoil Blade



## Door Sections

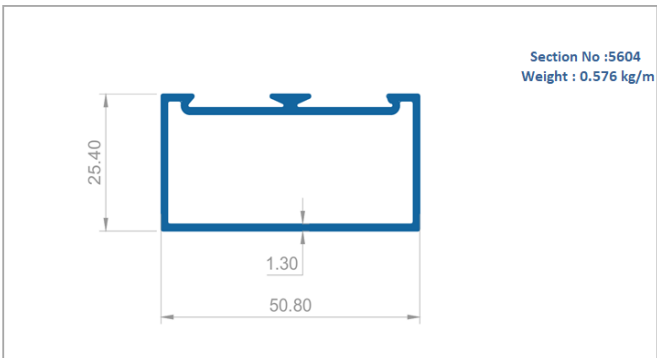
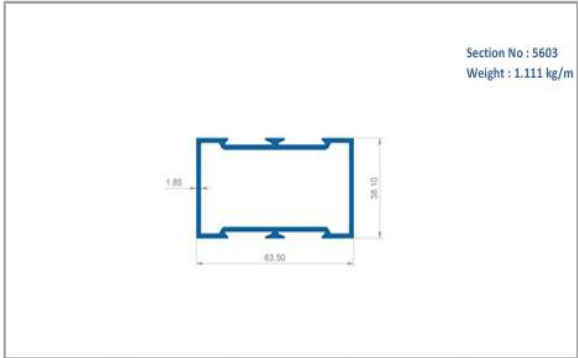
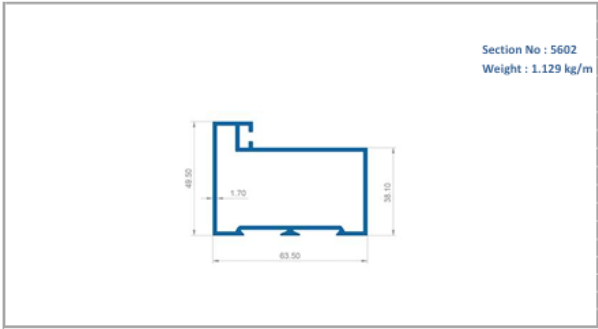
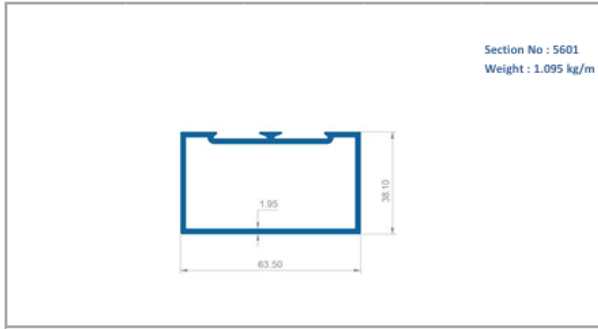
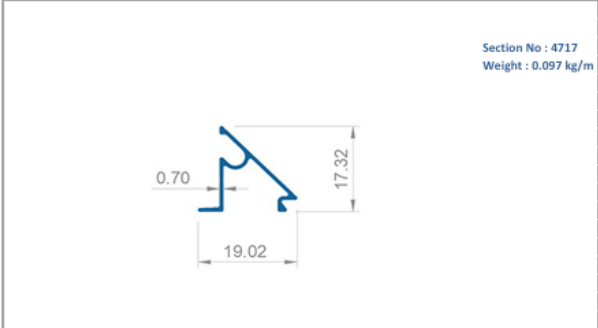
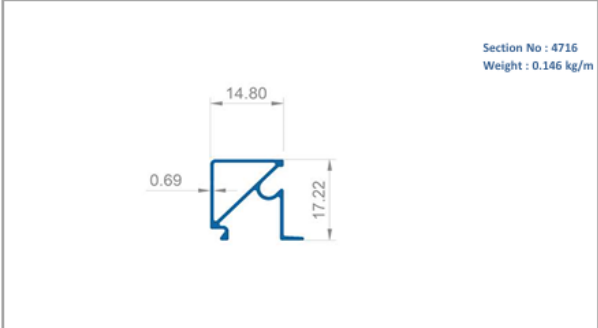


## Missellaneous





## Partitions Sections





[www.alumexindia.com](http://www.alumexindia.com)

Contact Information

For Enquiry

[sales@alumexindia.com](mailto:sales@alumexindia.com), [9606990151](tel:9606990151)

For Sales Coordination

[salescoordinator@alumexindia.com](mailto:salescoordinator@alumexindia.com), [9606990151](tel:9606990151)



Office:

# 454, 2nd Floor, 6th A Cross, 11th Main,  
RMV Extension, Sadashivanagar,  
Bengaluru - 560080, Karnataka



Factory:

Plot # 48P & 49P, KIADB Industrial Area,  
Sira - 572137, Tumkur Dist, Karnataka